

PERGO®

WOOD PARQUET

FLOORS
FOR
REAL LIFE

Discover
the longer view

Natural beauty
with durability from Pergo

Welcome
to our latest collection of inspiration, tips and
guides!

Get updated!

Wood floors aren't what they used to be – and with Pergo floors it's all the more true. Read all about the latest on page

« FRONT PAGE NORDIC POLAR OAK, PLANK W0135-03562

5

Langeland
**LONGER & WIDER
PLANKS**
for a spectacular look 7



new

the look of oil – the protection of lacquer!

6

Making beauty last

Home should be a place that allows you to relax, be yourself and enjoy life free from worry. At Pergo, this is the philosophy that guides the design of our floors. To us, the look has always been as important as the ability to withstand everyday life. After all, what is the point of a beautiful floor if the beauty doesn't last?



Naturally
classy

Looking for design tips and inspiration?

10

34 The many faces of
WOOD



Floors for the environment.
Read about our sustainable production.

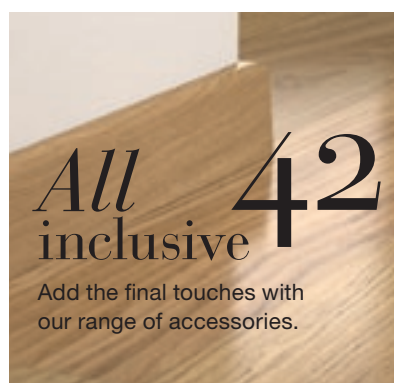
30



33

Do it yourself?

Installing a new floor is easier than you might think. We'll guide you every step of the way!



All inclusive

42

Add the final touches with our range of accessories.



LONGER & WIDER
for a
spectacular
look

Don't worry!
– quick installation
that couldn't be
easier

more on page 33

natural look
protected by Pergo
durability

more on page 32

The modern look of wood flooring

Nothing beats the warmth and character of wood. But just as the wood itself comes with natural variations, wood flooring offers a wide variety of choices when it comes to looks, formats and designs.

We want our wood floors to go further and add a new, spectacular dimension to your home. A longer plank will make your room more spacious and open. And the longer it gets, the grander the impact. This is why we have created a new format that is 240 cm long and 26 cm wide!

A modern floor needs to withstand modern life. So we make sure that our floors have a protective surface that protects as well as highlights the natural look. Add to that the PerfectFold™ 3.0 click system that allows long planks to be installed by a single person – another Pergo innovation that makes a real difference.

So here you are, the timeless beauty of wood, with a modern twist.

It wears it well, don't you think?

Protection made invisible

Like any Pergo floor, our new wood collection is designed for maximum durability. Whether you choose an oiled or lacquered floor, the new Pergo wood floors are designed to allow the natural character of wood to really shine through.

Choosing surface protection for a wood floor used to be a choice between look and functionality. But thanks to a **new extra matt lacquer** we can now offer the look of an oiled floor, but with the easy maintenance and protection of lacquer. The floor is treated with no fewer than seven layers of protective lacquer, resulting in the uniquely matt look of an oiled or even untreated wood floor.

Our wood floors also have a unique bevel technology that prevents moisture or dirt from seeping through the planks. The result is a floor that is easy to clean and maintains a fresh look for many years to come.

Don't sell yourself short

Our wood floors have treated short sides to protect against moisture and discolouring.



Other wood floor brands
without short side moisture protection

Pergo Wood Parquet
with short side moisture protection

Looking
at your floor
with a longer
perspective


1: 1820 x 190 mm
2: 2400 x 260 mm
3: 2200 x 220 mm




Pergo goes **wider and longer** than ever before. Our longest planks are 240 cm long and 26 cm wide – a view that, quite simply, has to be experienced.

Despite the long planks, our new wood floors are as easy as ever to install. Thanks to the PerfectFold™ 3.0 click system, planks can be installed by a single person.


Visit your nearest dealer to feel your way to your favourite!



Brushed



Deep brushed



2-way bevel



4-way bevel

Get to know wood

Wood is a material that offers natural variety in the way it looks and feels. On top of that, it's also easy to change and modify by choosing different surface treatments and finishes. So when you look for a wood floor, there are a lot of aspects to consider.

Do you prefer the smooth looking ash floor or a ragged look with visible knots and cracks? Is a low-maintenance lacquer surface protection for you, or do you prefer an oiled floor that can be refreshed or repaired easily? And what about bevels and different formats? In our collection you'll find floors to suit a wide range of styles and preferences.

Learn more on page 34



Don't forget the finishing touch!

To help you complete the impression you are looking for, we offer a complete set of accessories, from wallbases and mouldings, to multi-functional underlays and underfloor heating solutions. All accessories are made to match your new floor and to give it that special finish you want.

Read more on page 42.

Thinking about installing the floor yourself?

Don't worry! Installation is fast and easy with PerfectFold™ 3.0 click system. More on page 33.

MAKE YOURSELF *comfortable*

Being welcome into a warm, cosy home will not only make your guests feel at ease – you will, too.

Look at the big picture

Go for all-over harmony when you choose a floor.

If your furniture are in muted colours and soft materials, a matt floor is a good match.



**3 ROOMS
WHERE SIZE
REALLY
MATTERS!**

Hallway

When the room is small,
long planks make a big
difference.

Bedroom

Long, uninterrupted
lines in the floor give a
calming impression.

Living room

Large floor planks
give an exclusive look
to your room.



Langeland
LONGER & WIDER
planks



CHATEAU OAK, PLANK W0135-03789



A true classic

Long and wide planks
are a good fit for houses with
high skirtings.



This is where I want
my favourite things to be

The warm colors
of patinated oak is
a natural fit against
a white background,
accentuated by round
shapes that remind us
of the 60' and 70's.



SMOKED MANSION OAK OILED, PLANK W0103-01625



Let the floor lead the way

If your room has a big light source like a window you should install the floor with the planks directed towards the light. Daylight reflecting off an unbroken expanse of wood enhances the beauty of the flooring.

Simple pleasures

Surround yourself with natural materials. Live close to the greenery outside. And let your house fill up with light and laughter.

Thinking about installing the floor yourself?

Don't worry! Installation is fast and easy with PerfectFold™ 3.0 click system. More on page 33.



NATURAL OAK, PLANK W1216-03201

Wood floors in a kitchen?

Yes, it is possible. Pergo wood floors have surface protection that can resist most challenges - even in a kitchen.



NATURAL MOUNTAIN OAK, PLANK W0103-03790



SUBLIME OAK, PLANK W0103-03792



GREY VINTAGE OAK OILED, PLANK W0103-01626

Where everyone loves to gather

To eat. To talk. To do homework.
To pay bills. To take five. Or just because
it's a place you don't want to leave.



NORTHERN LIGHT OAK, PLANK W1216-03202



NATURAL PRIME OAK, PLANK W1216-03798



SPRING OAK, PLANK W1216-01741

Discover
the longer view!



Langeland
LONGER & WIDER
planks

The long planks bring space and light and the combination with luxurious materials add a final glamorous touch.



No place like home

What oak floor is the best for you?
The answer can only be found in your home.

**So visit your nearest dealer
and pick up a sample!**

CONCRETE GREY OAK OILED, PLANK W0103-03795



ICE WHITE OAK, PLANK W0103-03793



BLACKENED OAK OILED, PLANK W0136-03788



WHITWASHED OAK, PLANK W0103-03791



CHALKED OYSTER OAK OILED, PLANK W0103-03815



ARCHIPELAGO OAK, PLANK W1216-03816



HARBOURSIDE OAK, PLANK W1216-03800

Office space

In the right setting, it's easier to open
your mind up to new ideas.

Thinking about
installing the floor
yourself?

Don't worry!
Installation is fast and
easy with PerfectFold™ 3.0
click system.
More on page 33.

A room that *feeds your imagination*

Find the floor you like and watch as *your home reveals its true potential*




Create a playful interior that breaks out of the ordinary by using big, strong colours that will make the whole room shine.

A great floor is about more than just looks.

Choosing the right underlay will not only increase walking comfort, but also add functionality to your floor.

Read more on page 44.

ARCTIC OAK, PLANK W1216-03572



ARCTIC OAK, PLANK W1216-03572

DARK COFFEE OAK, PLANK W1216-03796



Create your own
comfort
zone with earthy
tones, deep
cushions and
a wealth of different
textures.

*It's all-natural,
and all-good.*

Get set for life!
Pergo floors come
with a lifetime
guarantee.
Read more on
page 51.

Choose a floor that is as good for the interior as it is for the exterior that we all share.

For the world around you

Choosing a beautiful floor is not just a matter of design and enhancing your interior. As with so many other products, it's a decision that reaches beyond the walls of your home, and that's why we would like to tell you how your new floor is produced.

At Pergo, we've taken measures to ensure minimal impact on the environment in every step of the manufacturing process – and throughout the entire life cycle of our wood floors. The core is made from spruce, pine or recycled wood. The top layer is sourced from sustainable supplies of oak and ash in Europe. All our lacquer and oil meet strict international emission norms, so you can enjoy your wood flooring in the knowledge that it is made with respect for the environment.

As a testament to our commitment and care for the environment, Pergo was the first flooring company ever to receive the official Nordic Ecolabel, the Green Swan. And our new ecological and environmentally friendly wood floors are no exception!



* Information sur le niveau d'émission de substances volatiles dans l'air intérieur, présentant un risque de toxicité par inhalation, sur une échelle de classes allant de A+ (très faibles émissions) à C (fortes émissions).



GREY OAK, PLANK W1216-03203



GREY OAK, PLANK W1216-03203

Pergo wood floors are built as they should be: to last. After all, floors need to withstand quite a lot. Children, accidents and parties are all part of life – which is why Pergo floors are designed with them in mind.



1 Protective finish

7 layers of high quality lacquer or oil provide maximum protection and ensure easy maintenance.

2 Face layer

A carefully selected wood layer, 2.5 or 3.2 mm, that can be sanded 2 – 3 times.


3 Advanced core

The core absorbs the stresses and strains that are put on your floor, and ensures that it remains stable in all conditions.

4 Balanced backing


The backing veneer is made from ecologically certified wood and helps to perfectly balance the boards.

Pergo wood floors consist of 3 layers of wood with the grain running in different directions to reduce the natural swelling and shrinking caused by fluctuations in temperature and humidity. An advanced core of spruce, pine or hdf absorbs stress and strain to ensure that your floor remains stable in all conditions.



Fast & easy installation with PerfectFold™ 3.0 system

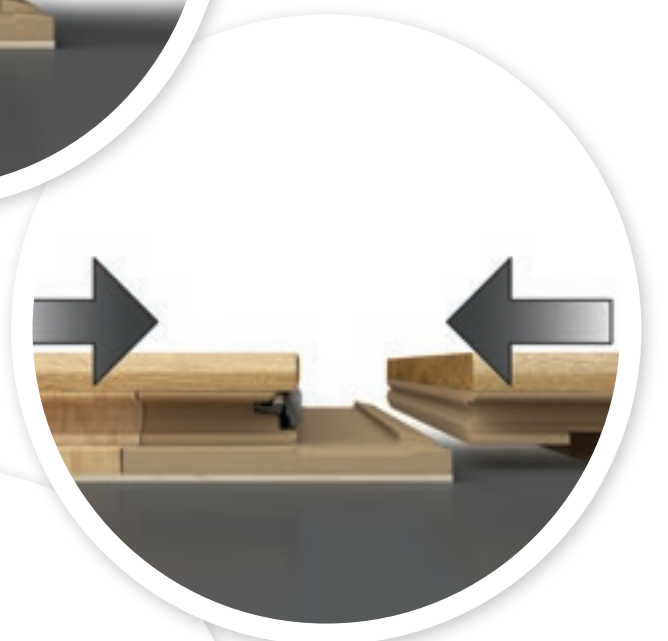
Use the method that works best for you!



Drop down

The ideal method for quickly installing a large area. Click the plank at the long side joint, slide it until it meets the end of the previously installed plank, and press down.

Insert horizontally
Unlike many other brands, Pergo wood floors can also be inserted horizontally. A very handy option for places where it is difficult or impossible to tilt the planks (when installing the last row of planks, or under door frames and radiators).



Angle

If you prefer, Pergo offers a third option for installing your new wood floor. Simply angle and click the planks together at the short end.

Watch the step-by-step videos on pergo.com

Choosing a wood floor

When you go looking for a wood floor you're faced with a lot of choices. Because wood is not only a material that offers a wide variety of natural looks, the variety is increased even more by different surface treatments and finishes. In this brochure you will find a wide range of wood designs. Take your time choosing between the different options to find the floor that is right for you. And when you're ready we advice you to visit your nearest dealer to experience your choice first-hand. Because the tactile beauty of a wood floor makes for a great look, but an even greater touch.

Grading


Each tree is unique, and even different parts of the same tree produce different appearances. Knots and grain patterns help define and add character. Some of our products have more character than others, and that is why we have developed a grading system to help you find the floor with the expression you want. **Please see pergo.com for more detailed information.**



Selected
Wood with knots up to 20 mm; variation in colour and structure.



Accent
Wood with knots up to 50 mm; lively variation in colour and structure.



Lively
Wood with big knots up to 80 mm and cracks; lively variation in colour and structure and a rather rustic appearance.



Rustic
Wood with big knots up to 80 mm and big, dark cracks; lively variation in colour and structure and a very rustic appearance.

Structure



Brushed
Brushing the surface of a wood plank accentuates the natural grain structure, and enhances the authentic look and feel of the wood.



Deep brushed
The wood surface is treated with special brushes, brushing down the soft parts between the annual rings. Deep brushing enhances the natural wood feel even more.

Finish

Wood is a material that truly grows more beautiful with time. And to ensure that you may enjoy your floors for many years to come, our floors are given a protective and caring surface finish. All our floors are ready for use right out of the box, with no extra surface treatment necessary. Choose between two finishes – oil and lacquer – bringing out different qualities in the wood to give them a distinct look. All our lacquer and oil meet strict international emission norms, so you can enjoy your wood flooring knowing that it was made with respect for the environment.



Extra matt lacquer
Our extra matt lacquer offers the best of both worlds: the look of untreated wood with the performance and low-maintenance of lacquer.



Matt lacquer
Lacquer makes the floor dirt-repellent, easy to clean, and resistant against water as well as household chemicals.



High-quality oil
Oil really puts emphasis on the authenticity of real wood and gives it an extra matt look that ages gracefully and is easy to repair and renew.

Bevels

Bevels define each individual plank, creating the feeling of an authentic wood floor. Our collection features designs with bevels on the longest sides or on all four sides of the plank.



2-way bevel



4-way bevel


Woodspecies

Oak planks have a typical grain structure and a yellow to brown colour. **Ash** has a smooth grain and a white to pale yellow colour.





Langeland


2400 x 260 x 14 mm | 3.2 mm surface | 4-way bevel





GRADINGS:
Selected, Accent, Lively, Rustic

 Brushed

 x2 Deep brushed

 Extra matt laquer


 Matt laquer

 Oil finish

For technical reasons the colours printed here may differ from actual floor colours. We recommend visiting a dealer to view a sample prior to purchase.

Svalbard

2200 x 220 x 14 mm | 3.2 mm surface | 4-way bevel



GRADINGS:
Selected, Accent, Lively, Rustic

Brushed

x2 Deep brushed

Extra matt laquer






Matt laquer

Oil finish


For technical reasons the colours printed here may differ from actual floor colours. We recommend visiting a dealer to view a sample prior to purchase.


Lofoten


1820 x 190 x 12.5 mm | 2.5 mm surface | 2-way bevel





GRADINGS:
Selected, Accent, Lively, Rustic

 Brushed

 x2 Deep brushed

 Extra matt laquer

 Matt laquer

 Oil finish

For technical reasons the colours printed here may differ from actual floor colours. We recommend visiting a dealer to view a sample prior to purchase.

Don't forget to add the finishing touches!

YOUR SHOPPING LIST:

Floor

It's a good idea to add 10% to the measured floor surface.

Underlay

Goes under the floor, to help eliminate noise, level out the underfloor, give moisture protection or add floor heating. See page 46.

Installation tools

If you are going to install the floor yourself, make sure you get the tools you need to make it easy. Pergo offers a complete range of installation tools. Ask your dealer for advice! See page 48.

Wallbases

By adding wallbases in the same look as the floor, your interior gets a seamless and stylish impression.

Maintenance

Keep your floor looking its best with Pergo cleaning products. See page 49.

We'll guide you through the installation process.
Watch instruction video on pergo.com

There are some things you might not think of as important parts of a beautiful floor.

For the best-looking result, we recommend that you take the time to include accessories when you go floor shopping.



1 Wallbases

Pergo's 100% colour coordinated wallbases are installed easily and flexibly using a snap-in system, nails, screws or glue. All wallbases have milled grooves on the back for easily concealing cables.

2

T-Mouldings

T-Mouldings are necessary for allowing floors to move when installing separate flooring sections on the same level, e.g. in two connecting rooms with the same floor. Available in our 5-in-1 solution.



3

Transitions and finishing pieces

These accessories provide an elegant transition and compensate for height differences wherever wood floors meet other flooring surfaces. Use a Carpet transition between wood and carpeting, and a Hard surface reducer between wood and tiles. End mouldings provide a nice finish against thresholds and in other similar situations. Available in our 5-in-1 solution.



4 Stair noses

Pergo's flooring is an excellent choice even for staircases, where matching stair noses are used to provide an elegant finish to each individual step. Available in our 5-in-1 solution.

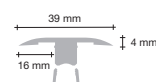


5 perfect finishes in 1

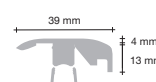
Pergo 5-in-1 offers different moulding solutions for different parts of your floor, all wrapped up in one handy package. The mouldings match your floor perfectly in colour, as well as in texture, and the one-piece solutions give a seamless installation result. The surface is made of wear and scratch-resistant veneer. The core consists of HDF and the bottom rail is made of plastic. With the patented Incizo® solution, you easily cut the moulding to the shape you need. Knife is included. Suitable for flooring heights between 12.5 and 14 mm.




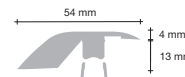
1
T-moulding
From wood to wood.



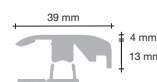
2
Carpet transition
From wood to carpet.



3
Hard surface reducer
From wood to ceramic, vinyl or linoleum.



4
End moulding
Finishing up to threshold, sliding doors, etc.



5
Stair nose moulding, flush
For a flush finish on stair treads.

The Incizo® subprofile is required for stair application and has to be ordered separately.

NEWINCPBASE3ME215, for 14 mm floors
NEWINCPBASE2ME215, for 12.5 mm floors

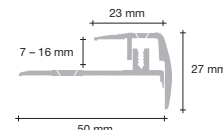


5
Stair nose moulding
For a step down from a floating floor, e.g. at the top of the stairs or a step down in a room.



5
Stair nose, aluminium
PGSTPSILVME270N, 2700 x 23 mm

Fits to flooring thickness of 7 – 16 mm.
Surface: aluminium.
Colour: silver.



6
Wallbase, straight
PGWPPSKR(-), 2400 x 16 x 80 mm
(see matching matrix for correct art no)

Surface: wear and scratch-resistant veneer.
Core: MDF. Colour matched.



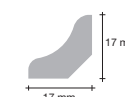
6
Wallbase, white & paintable
PGWPPSKRWHITE, 2400 x 16 x 80 mm – white
PGWPPSKRPAINT, 2400 x 16 x 80 mm – paintable

Surface: foil. Core: MDF.
Colour: white (NCS 0502 Y), paintable.



7
Beading
PGSCOTWHITE, 2400 x 17 x 17 mm – white
PGSCOTPAINT, 2400 x 17 x 17 mm – paintable

Colour: white, paintable
Surface: foil
Core: MDF



underlays




Make a great floor greater!

Before installing your new Pergo wood floor, you need to select an underlay. Choosing the right underlay will not only increase walking comfort, but also add functionality to your floor.




Do you want to improve the acoustics in the room, or do you need moisture protection? We offer a wide range of underlay solutions, suited to different needs. As with all Pergo products, our underlays are designed to retain their properties over time, making sure your floor stays beautiful as well as functional.

On the next page you will find an overview to help you choose the flooring underlay that is right for you.

Underlays for wood subfloors


	GOOD Underlay Foam	BETTER Smart Underlay	BEST Silent Walk
Durability	●●○○○○	●●●●○○	●●●●●●
Walking sound reduction	●●○○○○	●●●○○○	●●●●●○
Floor heating**	●●●○○○	●○○○○○	●●●●●●
Vapour barrier	NO	NO	YES*
Thickness	2 mm	3 mm	2 mm
			
	Underlay Foam PGUDLFOAM15B For rooms with light traffic. 15 m² / roll.	Smart Underlay PGUDLSMART15 For rooms with frequent traffic. 15 m² / pack.	Silent Walk PGUDLSW7 A very durable and strong underlay for rooms with more frequent traffic. 7 m² / roll.

Underlays for concrete subfloors

	GOOD Underlay Foam+	BETTER Smart Underlay+	BEST Silent Walk
Durability	●●●○○○	●●●●○○	●●●●●●
Walking sound reduction	●●●○○○	●●●○○○	●●●●●○
Floor heating**	●●●○○○	●○○○○○	●●●●●●
Vapour barrier	YES	YES	YES*
Thickness	2 mm	3 mm	2 mm
			
	Underlay Foam+ PGUDLFOAMPLUS15 A good basis for rooms with less traffic. Integrated vapour barrier with an overlap and tape strip included. 15 m² / roll.	Smart Underlay+ PGUDLSMARTPLUS15 Good in rooms with more frequent traffic. Integrated vapour barrier with an overlap and tape strip included. 15 m² / pack.	Silent Walk PGUDLSW7 A very durable and strong underlay for rooms with more frequent traffic. 7 m² / roll.

*When installing the SilentWalk on concrete floors or atop floorheating, tape the edges of the underlay with a damp-proof tape. Don't do this when installing on wooden subfloors. **Always use together with PE film.


Underlays for professional use



Professional SoundBloc™
PGUDLPS15, 0.95 x 15.79 m = 15 m² / roll
PGUDLPS50, 0.95 x 52.64 m = 50 m² / roll

The best underlay for eliminating reflected walking sound. Increases walking comfort and provides excellent impact sound insulation. Integrated vapour barrier with an overlap and tape strip included. Thickness: 2 mm. Material: Crosslinked polyethelene foam.


Getting cold feet?
There's no need. With Pergo Quickheat, installing underfloor heating is easy.



Pergo Quickheat is the smart and easy way to enjoy underfloor heating. Nothing to cast in concrete, minimum bother – you can even forget about the electrician. Just roll out the Quickheat mats with built-in heating cables and click them together. Install the thermostat and safety box on the wall and plug in. It really is that simple.


In addition to warmth, Pergo Quickheat also provides walking comfort, so no other underlay is needed. By supplementing your primary heating system with Pergo Quickheat, you can also usually lower the temperature 2 – 3 degrees compared to using radiators. The timer included with the system can be set for 5 + 2 days.

- 1. Quick, comfortable warmth**
Pergo Quickheat consists of two layers of foam plus a middle layer with heating cables and a reflective surface of aluminium foil. Thanks to the insulation and the heat-reflective surface in the bottom of the mat, all heat is directed upward for fast adjustment of the room's temperature.
- 2. Built-in safety feature**
Pergo Quickheat has a built-in electrical safety feature that automatically disconnects power if a failure should occur. Naturally, the system is certified for do-it-yourself installation and fulfils international standards for removable floors.
- 3. Wireless thermostat in every room**
With Pergo Quickheat you can easily fine-tune the temperature of each room. Once the mats have been rolled out, simply connect the safety box and set the wireless thermostat to the desired temperature. The flexible timer allows you to have separate floor heating settings for weekdays and weekends. Four individual time zones support your daily mode (morning, day, evening and night) and each period can be set with a unique temperature.



Pergo Quickheat, 55
PGUDLQH2, 2 x 1 m
PGUDLQH3, 3 x 1 m
PGUDLQH4, 4 x 1 m
PGUDLQH5, 5 x 1 m

55 W / m². 220 V 50 Hz (European plug).
Max load: 10 A (2300 W at 230 V).
Maximum installation area: 42 m².
Suitable for 5% ~ 95% relative humidity.
Thickness: 8 mm. Thermal Insulation: 8 W / m² K.



Filler mat
PGUDLQHFILLERMAT, 6.37 m²

26 mats/box. Used for the space between the heating mats and the wall.

Extension cables
PGQHEXTCAB025, 0.25 m
PGQHEXTCAB100, 1.0 m
PGQHEXTCAB200, 2.0 m

Used between mats and/or to extend between mats and safety box.



Installation kit, wireless
PGUDLQHKITEU

Wireless thermostat, safety box, connector tool and installation instructions.

installation



Moisturbloc Extreme™
PGUDLMOI15, 1.05 x 15 m = 15 m²
(5 cm overlap)

This vapour barrier has three times the moisture resistance of a traditional PE film. Can be installed on concrete floors with up to 95% relative humidity, making it ideal in basements and on concrete floors with high humidity. Moisturbloc Extreme™ makes it possible to install floors earlier during the construction of new homes.
Thickness: 2.5 mm. Material: Polypropylene. Tape included.



PE film (polyethylene)
PGUDLSCREEN34, 12.5 x 2.7 m
= 33.75 m² / roll

A film that protects flooring from moisture vapour rising up from a mineral or concrete subfloor. Useful lifetime 50 years. Thickness: 0.2 mm. Material: Polyethylene, alkaline resistant.



Installation kit
PGTOOL

Everything you need in one box. Contains tapping block, installation spacers in two sizes (2 x 18 = 36 pcs) and a pull bar.

Extra spacers
PGSPACER, 48 pcs



Wallbase installation kit
PGCLIPS15LM

All wallbases are installed with an easy-to-use snap-in system where no nails or screws are visible. One installation kit is enough for 15 metres of wallbase.



Wood tapping block
PGWTAPPINGBLOCK,
500 x 70 x 20 mm

Professional tapping block. 10 pc / pack.



Professional pullbar
PGWPULLBAR, 520 x 110 x 62 mm

Professional and silent pullbar thanks to the rubber shock absorber on the contact surface. 1 pc / pack.



Safeseal
PGSEAL500, 500 ml

Used for floor areas that require extra protection against moisture. PVAc based.



Multiglue
PGGLUE290, 290 ml

Ideal for installing wallbases and mouldings. Hybrid polymer. One tube gives 15 running meters of skirting.



Sealant
PGKIT(xx), 310ml

For a beautiful finish. Dry in half an hour and fully cured after 24 hours. Available in 8 colours. Water-based acrylic.



Radiator caps
PGRCINOX15, stainless steel
Inner diameter: 15 mm
Outer diameter: 54 mm

PGRCINOX22, stainless steel
Inner diameter: 22 mm
Outer diameter: 54 mm



Tape
NETAPE50, 50 m x 5 cm

Self-adhesive aluminium tape for underlays.

maintenance

Our high-quality, ergonomically designed original maintenance accessories make it even easier to keep your floor looking fresh for longer. To maintain the lustre of a Pergo floor, avoid using regular cleaning products such as soaps and detergents as these will form a film on the surface. Pergo's special all round cleaner removes dirt without leaving a film if used correctly.



Cleaning kit
PGCLEANINGKIT

High-quality mop set with extra-long ergonomic handle and a mop-cloth holder with a practical Velcro fastener for attaching the mop cloth.



All-round Floor Cleaner
PGCLEANALL1000

Specially developed for cleaning laminate wood and vinyl flooring. Ideal for removing dirt, grease spots and heel marks, as well as for daily cleaning.



Repair wax
PGREPAIR

Repair the colour of damaged planks quickly and easily with wax in colours that match the Pergo wood palette. Contains 1 melting knife, 1 comb, 7 wax blocks. For more information on how to mix colours, please visit pergo.com.

Easy to love, easy to live with.

Thanks to the surface treatment, your wood floor is not only durable but also easy to maintain.

In order to maintain the original texture and impression of your wood flooring it's important to clean and maintain it on a regular basis. After installation and before you furnish the room we suggest to clean the surface using vacuum cleaner or a dry mop. If needed you can also clean the surface using a damp micro mop to remove any dirt left after the installation.

» For the regular cleaning and maintenance, use dry methods as much as possible using our microfiber mop with its large dirt holding capacity.

» On occasion and based on the usage of the floor a light damp cleaning is required. You can combine the microfiber with the Pergo Allround floor cleaner for the best result. The cleaner is compatible with lacquered and oiled floors. It cleans the floor thoroughly, retains the original look of the floor, keeps the floor hygienic and does not cause layers of product to build up.




» Our oiled wood floors need regular maintenance to retain its original look and become more wear-resistant. Read more on our web page.

» You should always control the amount of water used since a wooden material has limited resistance against water. A good rule of thumb when using water is to make sure that the surface is completely dry within 60 seconds.

» Never use steel wool or another coarse material as this may damage the structure and appearance of the top layer. A Pergo wood floor may not be waxed or polished.

» The complete cleaning instruction together with our stain removal guide is available on our web page.

matching matrix

		 5-in-1 17 x 54 PGWINCP(-)	 Wallbase straight 16 x 80 PGWPPSKR(-)	 Sealant 310 ml PGKIT(-)
Langeland				
W0135-03562	Nordic Polar Oak, plank	03562	03562	01
W0135-03564	Charleston Oak oiled, plank	03564	03564	08
W0135-03566	Residence Oak, plank	01341	01341	04
W0135-03787	Seafield Oak, plank	01340	01340	03
W0135-03788	Blackened Oak oiled, plank	03788	03788	08
W0135-03789	Chateau Oak, plank	01334	01334	05
Svalbard				
W0103-01625	Smoked Mansion Oak oiled, plank	01625	01625	06
W0103-01626	Grey Vintage Oak oiled, plank	01626	01626	02
W0103-03096	Camel Brown Oak, plank	03096	03096	04
W0103-03790	Natural Mountain Oak, plank	01334	01334	05
W0103-03791	Whitewashed Oak, plank	03791	03791	04
W0103-03792	Sublime Oak, plank	01341	01341	04
W0103-03793	Ice White Oak, plank	01742	01742	01
W0103-03794	Lighthouse Oak, plank	03794	03794	02
W0103-03795	Concrete Grey Oak oiled, plank	03795	03795	02
W0103-03815	Chalked Oyster Oak oiled, plank	01626	01626	02
Lofoten				
W1216-01739	Country Ash, plank	01740	01740	01
W1216-01741	Spring Oak, plank	01741	01741	04
W1216-03097	Ranch Oak, plank	01341	01341	05
W1216-03201	Natural Oak, plank	01334	01334	05
W1216-03202	Northern Light Oak, plank	01340	01340	03
W1216-03203	Grey Oak, plank	03203	03203	02
W1216-03572	Arctic Oak, plank	01742	01742	01
W1216-03796	Dark Coffee Oak, plank	03796	03796	08
W1216-03797	Saddle Brown Oak, plank	03797	03797	04
W1216-03798	Natural Prime Oak, plank	01334	01334	05
W1216-03799	Brown Oak, plank	03799	03799	08
W1216-03800	Harbourside Oak, plank	03017	03017	04
W1216-03801	Ivory Oak, plank	01742	01742	01
W1216-03816	Archipelago Oak, plank	01341	01341	05

formats

	Collection	Length, mm	Width, mm	Thickness, mm	Panels/pack*	m²/pack	Pack/pallet	m²/pallet
Plank design	Lofoten	1820	190	12.5	6	2.075	40	82.99
	Svalbard	2200	220	14	4	1.936	64	123.90
	Langeland	2400	260	14	4	2.496	40	99.84

* max 1 split plank / box may occur

Guarantee




Thanks to a robust and innovative construction, every Pergo wooden floor is made to last, and that’s why our products come with an extensive warranty. Floors with a 3.2 mm surface layer have a lifetime guarantee, and floors with a 2.5 mm surface layer are covered for 25 years.

Product images may differ from actual product. The availability of products, or the products themselves, may change at any time without notice.
Contents©2018 by UNILIN bvba – division flooring. All Rights Reserved. The contents of this brochure may not be reproduced in whole or in part without prior written permission from the publisher.



**Our floors look even
better in real life!**

Visit our website and order samples
of your favourite designs.



pergo.com

PERGO®

Pergo is a quality product produced by **UNILIN** bvba, division flooring, Ooigemstraat 3, 8710 Wielsbeke, Belgium.

