




HARMONY

CATALOGUE 23-24

Craft book



Fresh inspiration

HARMONY

Sustainability & environment

In HARMONY, we manufacture ceramic tile collections in order to create stunning new living spaces, able to envelop people in their amazing beauty, but we also create spaces that take care of the environment. Future is now and in HARMONY we are aware of the need of producing ecological and recycled products that promote sustainability and help to reduce environmental impact.

All the products produced by Peronda Group have a high commitment to the planet:

1. SUSTAINABLE ECONOMY

Every product HARMONY is manufactured according to the **CIRCULAR ECONOMY** production process, in detail we reuse wastewater derived from manufacturing as well as waste from atomized process. Furthermore, we use recycled raw material in our ceramic tiles. One distinguishing feature of the company is its ongoing investment into the company itself, using state-of-the-art technologies to boost the efficiency of its production process and hence reduction of consumption of raw materials and fuel. Outcome is a process conspicuous for its high energy efficiency, with continuous savings on energy consumption per square meter of produced tiles, optimizing, as well, energy consumption and the clays used as raw materials.

- Every **product reference** in PERONDA GROUP contains up to **56% of recycled material**.
- **We reuse the 100% of wastewater** coming from the production process. More than 18.000.000 liters are recycled yearly.
- **We reuse the 100% of wasted raw material** during the production process. More than 9.000.000 Kg of wasted material is reused in a year.

2. REDUCTION ATMOSPHERIC EMISSIONS

Reduction in CO2 atmospheric emissions to the high energy efficiency of the production process and the continuous performance of our air purification system.

3. ENERGY EFFICIENCY

- Installation of high efficiency heat recovery systems in order to **diminish thermal demand** and CO2 emission.

- Installation of **LED lamps** which represents a saving of electric energy consumption of 250.000 kWh a year.
- Installation of pilot plant of **solar panels** to diminish electric consumption.
- Reduction of CO2 emission by driving 100% **electric forklifts** during the whole production line.

4. WASTE MANAGEMENT

Waste management means minimization of all environmental impacts caused by production process. In the same way as all production processes, a series of waste materials is generated during the tile manufacturing process. These are managed by authorized waste management agencies, which reduce associated environmental impacts.

- **100% recycling** of plastic, carton and strapping wasting during production.
- Ceramic tiles have a service life of more than 50 years and this fact reduces solid waste during all this time.
- Joining to ECOEMBES – Nonprofitmaking organization that cares for the environment through recycling and the eco-design of packaging (plastic packaging, cans and cartons (yellow container) and for paper and cardboard packaging (blue container)) in Spain.

5. SUSTAINABLE TECHNOLOGIES

- Use of clean technologies based on water inks in the ceramic tiles digital decoration. In this way, we **avoid solvent waste**.
- Every product **packing is made of 100% recycled carton**. Yearly we place in market more than 600.000 Kg of recycled paper.
- **Reduction of 95% of consumption of plastic** thanks to replacement of plastic packaging into recycled carton in every parcel.

Reuse of waste and zero discharge

Less particle emission

Reduction of CO2 emissions into the atmosphere

Waste minimization in productive process

Committed to environment



Sostenibilidad y medioambiente

En HARMONY creamos nuevos espacios y los llenamos de vida, para rodear a las personas y sorprenderlas, teniendo en cuenta el cuidado del medio ambiente. El futuro es hoy y somos conscientes de la necesidad de producir mediante procesos más sostenibles, obteniendo productos que ayuden a reducir el impacto medioambiental.

Gracias a ello, nuestros procesos de producción presentan un alto compromiso con el planeta, caracterizándose por:

1. ECONOMÍA SOSTENIBLE

Todos los productos de la marca HARMONY están fabricados siguiendo un modelo de producción basado en la **ECONOMÍA CIRCULAR**, en concreto en la reutilización de las aguas residuales del proceso, reutilización de los residuos de atomizado y en el uso de material reciclado en el conformado de las baldosas cerámicas. Esta metodología de fabricación está en línea con la filosofía sostenible seguida por la empresa en todas sus actividades, basada en la minimización del consumo de recursos naturales y de desechos generados, priorizando el uso de materiales reciclados con el fin de minimizar el impacto ambiental.

-Todas las **referencias fabricadas** en PERONDA GROUP contienen hasta un **56% de material reciclado**, logrando obtener productos más sostenibles y respetuosos con el medio que nos rodea.

-**Reutilización del 100% de las aguas residuales** procedentes del proceso productivo. Más de 18.000.000 litros de agua anuales reciclados.

-**Reutilización del 100% del material crudo sobrante** del proceso de producción. Más de 9.000.000 kg de material sobrante del proceso de producción reutilizado.

2. REDUCCIÓN EMISIONES ATMOSFÉRICAS

Uno de los objetivos principales de la empresa es la minimización de la emisión de partículas a la atmósfera mediante el funcionamiento en continuo de sistemas de depuración de aire, contribuyendo de forma positiva a la lucha contra la contaminación atmosférica.

3. EFICIENCIA ENERGÉTICA

-Instalación de recuperadores de calor y quemadores de alta eficiencia para **disminuir el consumo térmico** y las emisiones de CO₂.

-Instalación de **luminarias** tipo **LED** que han permitido un ahorro energético de hasta 250.000 kWh/año en consumo de energía eléctrica.

-Instalación de **placas fotovoltaicas** que disminuyen el consumo de energía eléctrica y fomentan el uso de energía solar ahorrando una emisión de 99 toneladas de CO₂.

-Reducción de las emisiones de CO₂ debido a la conducción de **carretillas elevadoras 100% eléctricas** en toda la cadena de producción.

4. GESTIÓN DE RESIDUOS

Como todo proceso de producción, la fabricación de baldosas cerámicas genera una serie de residuos, que son gestionados mediante gestores autorizados, reduciéndose de este modo los impactos medioambientales asociados.

-**100% de reciclado** del plástico, cartón y flejes sobrantes del proceso de producción.

-Las baldosas cerámicas tienen una vida útil de 50 años lo que se traduce en una falta de generación de residuos sólidos durante todo ese tiempo.

-Adhesión a **ECOEMBES** – entidad sin ánimo de lucro encargada de la recuperación de envases de cartón en toda España.

5. PROCESOS SOSTENIBLES

-Utilización de una tecnología limpia basada en el uso de tintas en base agua para la decoración digital de las baldosas cerámicas, **evitando la generación de residuos de disolvente** y haciendo el proceso de decoración digital más sostenible.

-Todos nuestros productos son envasados en **embalajes de cartón 100% reciclados**. Anualmente ponemos al mercado un total de más de 600.000 Kg de cartón reciclado.

-**Reducción en un 95% del consumo de plástico** debido a la sustitución de embalajes de plástico por embalajes de cartón reciclado en la paquetería comercial.

Reutilización
de residuos y vertido cero

Menos emisiones de partículas

Reducción de las emisiones de CO₂
a la atmósfera

Minimización de los residuos generados en
nuestro proceso productivo

Comprometidos con el medio ambiente



Quality certifications

Certificados de calidad



ISO 9001

Quality management system in compliance with the UNE-EN ISO 9001 standard. System based on continuous improvement of processes, products and service in the company, the objective of which is the complete satisfaction of all the involved parties.


Sistema de gestión de la calidad basado en la norma internacional ISO 9001. Certifica la mejora continua de todos los procesos, productos y servicios de la organización con el objetivo de aumentar la satisfacción de todas nuestras partes interesadas.



CE

This declares that our products comply with the stipulations of the CE marking, under which a product must be assessed before it is put on sale and comply with the applicable health, safety and environmental requirements.

Declara la conformidad de nuestros productos con los requisitos establecidos en el mercado CE que establece que un producto es evaluado antes de ser introducido en el mercado y que cumple con los requisitos de seguridad, salud y protección medioambiental aplicables.



CCC

The CCC certificate is compulsory for products exported to China. It guarantees that products with a low water absorption rate (E<0.5%) comply with the safety and quality requirements.

El Certificado CCC es un sistema de certificación obligatorio para las exportaciones a China que garantiza que los productos con baja absorción de agua (E<0.5%) cumplen con los requisitos de seguridad y calidad establecidos.

Sustainability certifications

Certificados de sostenibilidad



ISO 14001

Environment management system in compliance with the UNE-EN ISO 14001 standard. Certifying system for application requirements which guarantee minimization of environmental impact, according to our commitment to sustainability.

Sistema de gestión medioambiental basado en la norma internacional ISO 14001. Sistema que certifica el cumplimiento de todos los requisitos legales de aplicación y garantiza la minimización de los impactos ambientales asociados a los procesos de la organización en línea con nuestro compromiso de sostenibilidad.

GLOBALEPD

An Environmental Product Declaration in compliance with the UNE-EN ISO 14025 standard, which provides environmental info based on the lifecycle of our products.

Es una Declaración Ambiental de Producto de conformidad con la Norma UNE-EN ISO 14025, que proporciona información medioambiental basada en el ciclo de vida de nuestros productos.

LEED AND BREEAM

Sustainable building certification systems developed by US Green Building (LEED) and Building Research Establishment (BREEAM), which promote the "ecologic" buildings, using environmental-friendly constructional practices.

Sistemas de certificación de edificios "ecológicos". Promueven la construcción de edificios sostenibles en base a prácticas de construcción más respetuosas con el medioambiente. Todas las baldosas cerámicas contribuyen a una edificación/construcción más sostenible de los edificios y a la obtención de puntos LEED y BREEAM. Con ello se consigue un aumento de la calidad de vida y el bienestar de los habitantes de este planeta mediante el logro en las viviendas y edificios de ambientes interiores más saludables.

VOLATILE ORGANIC COMPOUNDS (VOC)

An environmental label for the French market, which provides information on the VOC content (volatile organic compounds). It declares that our products are rated A+, contributing to a healthy environmentally-friendly habitat.

Etiqueta medioambiental para el mercado francés que informa sobre el contenido en COV's (Compuestos Orgánicos Volátiles). Declara que nuestros productos son de tipo A+, contribuyendo a un hábitat sano y respetuoso con el medioambiente.



*Information sur le niveau d'émission de substances volatiles dans l'air intérieur, présentant un risque de toxicité par inhalation, sur une échelle de classe allant de A+ (les faibles émissions) à C (forte émission).

Craft trends

HARMONY is synonymous with innovation, design appeal and “fresh inspiration”. Its Craft tile collections have been created with passion and attention to detail by our designers, placing special value on uniqueness and slight irregularities as a sign of authenticity, delicacy and sensitivity.

The Craft collections all fit in with the latest trends in interior design, without relinquishing their artisanal essence. Their shapes, textures and colours appeal to the emotions, triggering a myriad of sensations. By combining these three variables, a well-balanced, solid design formula has been achieved, able to complement and enhance different trends.

HARMONY regards design appeal and combinability as being important sources of added value in all its products. Its collections stand out for their wide variety of colours and textures in models of differing formats, perfect for creating truly inspirational settings.

To help inspire you, here is a brief outline of some key aspects of the latest international trends, together with a colour chart of all our products—an indispensable tool in the design of living spaces.

HARMONY es sinónimo de diseño y vanguardia, es “fresh inspiration”. Las colecciones cerámicas Craft son creadas con pasión por nuestros diseñadores centrándose en cada pequeño detalle, apreciando lo único, lo irregular. Con el objetivo de transmitir sensibilidad, delicadeza y autenticidad.


Las colecciones Craft responden a las últimas tendencias del interiorismo, sin olvidar su esencia. Despiertan emociones y sensaciones a través de sus formas, texturas y colores. Cuando se combinan todos estos elementos se crea un código de estilo sólido y equilibrado que fortalece las diferentes tendencias.

HARMONY entiende el diseño y la combinabilidad como fuentes de valor añadido en todos los productos, ofreciendo una gran variedad de colores y texturas en diferentes formatos para crear espacios inspiradores.

Con el fin de de facilitar esa inspiración proporcionamos un pequeño informe de tendencias propio, recopilando los puntos clave de las nuevas corrientes globales; junto a una carta de color de todos nuestros productos. Seguro que se convertirán en una herramienta de trabajo esencial para crear espacios.

Craft trends

Well-being design



Holistic design is an all-round approach to settings. Instead of just focusing on the visual, aesthetic and functional aspects of living spaces, it also takes into account their mental, physical and emotional impact on users. In other words, it also encompasses the sensory aspect of design, seeking to create settings with a positive impact, able to make us feel in tune with everything around us.


It takes into consideration all the factors that are involved in nurturing feelings of tranquillity, inspiration, elation or restfulness through all five senses: warm colours; soft lighting; silky textures; fragrant aromas; sinuous shapes with a fluid, dynamic sense of movement; or organic curvy ones with warm, comforting associations, all synonymous with a sense of harmony and wellbeing.

El diseño holístico ve el espacio como un todo, no solo se centra en la parte visual, estética y funcional de los espacios; sino también cómo los lugares afectan mental, física y emocionalmente a las personas que los habitan, refiriéndose a un diseño sensorial. Un espacio que nos haga sentir bien y conectados con lo que nos rodea.

Se trata del conjunto de elementos que evocan y despiertan el sentimiento de tranquilidad, inspiración, emoción o descanso a través de los cinco sentidos; como los colores cálidos, la iluminación tenue, las texturas suaves, los aromas... Formas sinuosas que aportan fluidez, dinamismo y movimiento. Curvas orgánicas evocadoras de confort y calidez, cuyo objetivo es despertar la sensación de armonía y bienestar.

→ richly textured raw materials
→ soothing colours
→ pleasant, comforting sinuous shapes

→ materias primas ricas en texturas
→ colores calmados
→ formas sinuosas, acogedoras y amables



Davies Designs Studio



Markus Winkler



Well-being design collections:

Bari · Beat · Evoque · Gala · Moves · Nador · Niza · Sensa · Rabat · Riad · Sahn

Craft trends


Vitamin look

Designs can give off positive, energizing vibes when precedence is given to colour through bright, vibrant, dynamic, vitamin colours, able to lift your spirits in an upbeat way. This is a look that oozes with optimism, transforming everyday spaces into extraordinary ones.

Functionality is all important in this simple approach to design, based on a bold, vibrant colour spectrum and mix of rich shades.


El diseño puede estimular vibraciones positivas y llenas de energía siendo el color el protagonista, a través de tonos intensos, vibrantes, enérgicos y vitamínicos, que generan positivismo y diversión. Es puro optimismo, convierte lo corriente en extraordinario.

Se maximiza la funcionalidad de los espacios, apostando por un diseño sencillo, dejando el protagonismo a una paleta de color atrevida y enérgica que combina tonos de gran carga cromática.




→ vibrant, luminous surfaces
→ flat, saturated or intense colours
→ geometrical shapes

→ superficies vibrantes, luminosas
→ colores planos, saturados e intensos
→ formas geométricas



Felix Dubois Robert



Ilnur Katimullin

Vitamin look collections:

Beat · Dyroy · Evoque · Legacy · Levels · Niza · Pasadena · Poitiers · Rubik · Sunset

Craft trends

Natural soul

Designs with soul, with history, with clear reminiscences of the past, going back to the roots, to the wisdom and careful craftsmanship of an artisan. With this look, priority is given to handcrafted aesthetics and tiny flaws, thanks to their charm, originality and authenticity. Traditional techniques are extolled, with products elevated to the ranks of luxury items.

Value is placed on attention to detail, fine-quality materials, natural plant fibres, environmental care, sustainability, and earthy shades and matt finishes filled with luminosity and natural beauty.

Diseño con alma, historia, una clara reminiscencia al pasado volviendo a las raíces, al punto de partida, a la sabiduría y a las manos de un artista, conocedor del oficio. Se ensalza los trabajos manuales, las imperfecciones, dotándolas de piezas únicas, deseables y auténticas. Convirtiendo las técnicas tradicionales en el máximo exponente hasta categorizarlo en lujo.

Se apuesta por los detalles cuidados, materiales nobles, fibras de origen natural y vegetal. Compromiso con el medio ambiente y la sostenibilidad, acercándonos a texturas terrosas, mates, llenas de luz y esencia natural.



→ colours inspired by nature
→ a tribute to the past through sustainable, organic, vintage looks.

→ colores derivados de la naturaleza
→ oda al pasado ensalzando una estética vintage, sostenible y orgánica



Pert Sidorov



Swapnil Dwivedi



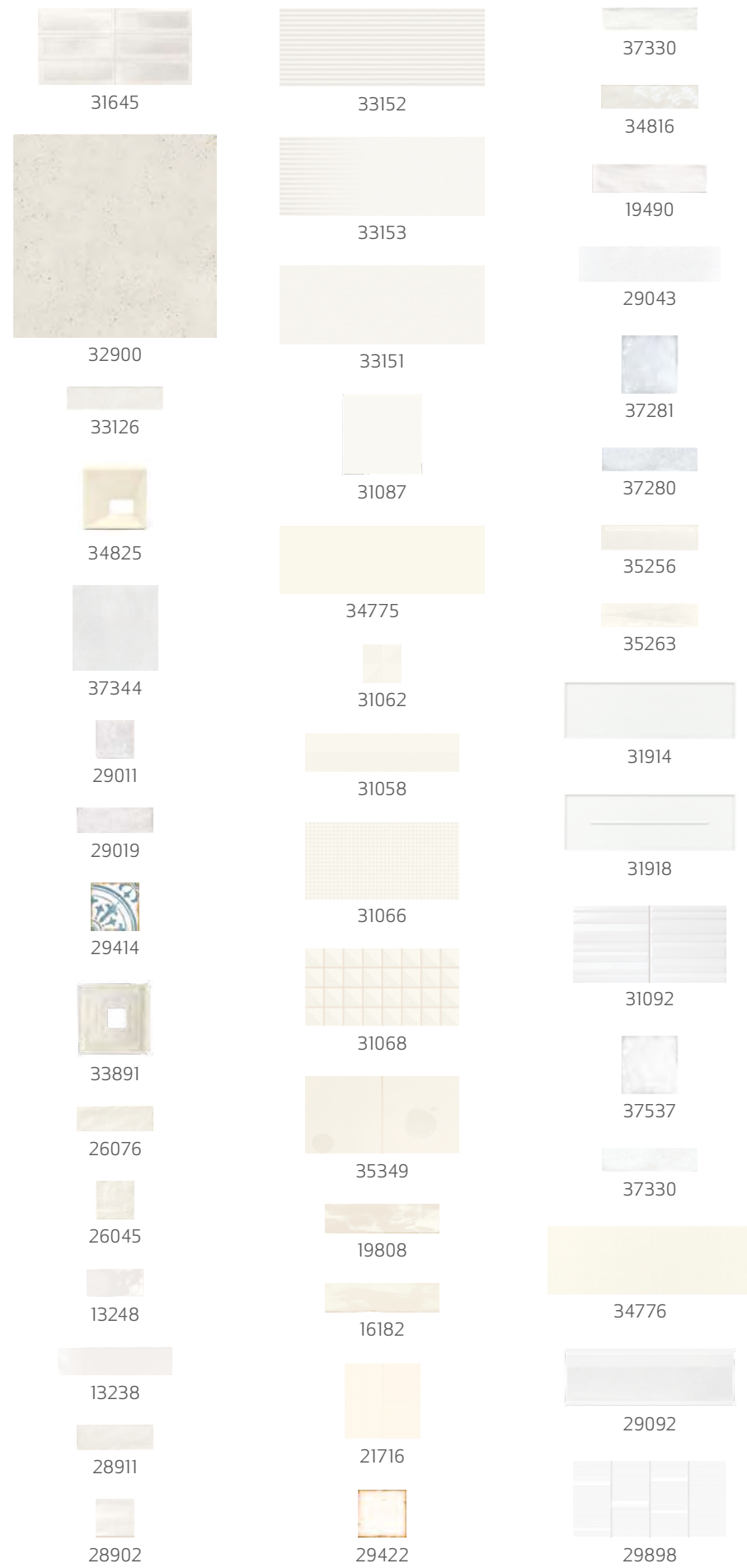

Natural soul collections:

Aqua · Bari · Casablanca · Cuban · Havana · Mestral · Nador · Niza · Riad · Sahn · Sirocco · Sunset · Tanger

Color combinability index

Endless possibilities





| REF. | ITEM - ARTÍCULO | COLLECTION - COLECCIÓN | * COLOR JOINT - JUNTA | CAT. - PAG. |
|-------|-----------------------|------------------------|-----------------------|-------------|
| 13238 | POITIERS-W/30 | POITIERS | 103 MAPEI | CRAFT - 232 |
| 13240 | POITIERS-N/30 | POITIERS | 12 KERAKOLL | CRAFT - 232 |
| 13248 | POITIERS-W/15 | POITIERS | 103 MAPEI | CRAFT - 232 |
| 16182 | POITIERS PEARL/30 | POITIERS | 24 KERAKOLL | CRAFT - 232 |
| 16184 | POITIERS LATTE/30 | POITIERS | 134 MAPEI | CRAFT - 232 |
| 16186 | POITIERS SMOKE/30 | POITIERS | 10 KERAKOLL | CRAFT - 232 |
| 19490 | POITIERS-W/MATT/30 | POITIERS | 103 MAPEI | CRAFT - 232 |
| 19806 | POITIERS ROSE/30 | POITIERS | 39 KERAKOLL | CRAFT - 232 |
| 19808 | POITIERS BEIGE/30 | POITIERS | 20 KERAKOLL | CRAFT - 232 |
| 19809 | POITIERS ECRU/30 | POITIERS | 3 KERAKOLL | CRAFT - 232 |
| 20594 | POITIERS MOONLIGHT/30 | POITIERS | 111 MAPEI | CRAFT - 232 |
| 20609 | POITIERS MOONLIGHT/15 | POITIERS | 111 MAPEI | CRAFT - 232 |
| 21019 | LINS BROWN | LINS BY YONOH | 134 MAPEI | SIG - 92 |
| 21020 | LINS TAUPE | LINS BY YONOH | 123 MAPEI | SIG - 92 |
| 21021 | LINS TEAL | LINS BY YONOH | 44 KERAKOLL | SIG - 92 |
| 21022 | LINS MINT | LINS BY YONOH | 18 KERAKOLL | SIG - 92 |
| 21023 | LINS SUNSET | LINS BY YONOH | 111 MAPEI | SIG - 92 |
| 21024 | LINS PUMPKIN | LINS BY YONOH | 112 MAPEI | SIG - 92 |
| 21099 | PASADENA GREEN | PASADENA | 9 KERAKOLL | CRAFT - 226 |
| 21100 | PASADENA WHITE | PASADENA | 103 MAPEI | CRAFT - 226 |
| 21101 | PASADENA BLUE | PASADENA | 16 KERAKOLL | CRAFT - 226 |
| 21102 | PASADENA MOONLIGHT | PASADENA | 8 KERAKOLL | CRAFT - 226 |
| 21103 | PASADENA TAUPE | PASADENA | 133 MAPEI | CRAFT - 226 |
| 21571 | POITIERS AZURE/30 | POITIERS | 169 MAPEI | CRAFT - 226 |
| 21598 | CALIFORNIA GREEN | PASADENA | 9 KERAKOLL | CRAFT - 226 |
| 21599 | CALIFORNIA BLUE | PASADENA | 16 KERAKOLL | CRAFT - 226 |
| 21600 | CALIFORNIA TAUPE | PASADENA | 133 MAPEI | CRAFT - 226 |
| 21601 | CALIFORNIA MOONLIGHT | PASADENA | 8 KERAKOLL | CRAFT - 226 |
| 21602 | CALIFORNIA WHITE | PASADENA | 103 MAPEI | CRAFT - 226 |
| 21716 | LINS WHITE | LINS BY YONOH | 100 MAPEI | SIG - 92 |
| 21717 | LINS MOONLIGHT | LINS BY YONOH | 111 MAPEI | SIG - 92 |
| 21718 | LINS GREY | LINS BY YONOH | 9 KERAKOLL | SIG - 92 |
| 25968 | POITIERS MINT/30 | POITIERS | 177 MAPEI | CRAFT - 232 |
| 26045 | RIAD WHITE/10X10 | RIAD | 2 KERAKOLL | CRAFT - 194 |
| 26047 | RIAD AQUA/10X10 | RIAD | 112 MAPEI | CRAFT - 194 |
| 26048 | RIAD GREY/10X10 | RIAD | 127 MAPEI | CRAFT - 194 |
| 26049 | RIAD GREEN/10X10 | RIAD | 19 KERAKOLL | CRAFT - 194 |
| 26050 | RIAD SKY/10X10 | RIAD | 14 KERAKOLL | CRAFT - 194 |
| 26051 | RIAD PINK/10X10 | RIAD | 48 KERAKOLL | CRAFT - 194 |
| 26076 | RIAD WHITE/6,5X20 | RIAD | 2 KERAKOLL | CRAFT - 194 |
| 26077 | RIAD AQUA/6,5X20 | RIAD | 112 MAPEI | CRAFT - 194 |

| REF. | ITEM - ARTÍCULO | COLLECTION - COLECCIÓN | * COLOR JOINT - JUNTA | CAT. - PAG. |
|-------|------------------------|------------------------|-----------------------|-------------|
| 26078 | RIAD GREY/6,5X20 | RIAD | 127 MAPEI | CRAFT - 194 |
| 26079 | RIAD GREEN/6,5X20 | RIAD | 19 KERAKOLL | CRAFT - 194 |
| 26080 | RIAD SKY/6,5X20 | RIAD | 14 KERAKOLL | CRAFT - 194 |
| 26081 | RIAD PINK/6,5X20 | RIAD | 48 KERAKOLL | CRAFT - 194 |
| 27345 | RIAD SAND/10X10 | RIAD | 21 KERAKOLL | CRAFT - 194 |
| 27346 | RIAD RED/10X10 | RIAD | 42 KERAKOLL | CRAFT - 194 |
| 27347 | RIAD TAUPE/10X10 | RIAD | 133 MAPEI | CRAFT - 194 |
| 27348 | RIAD SAND/6,5X20 | RIAD | 21 KERAKOLL | CRAFT - 194 |
| 27349 | RIAD RED/6,5X20 | RIAD | 42 KERAKOLL | CRAFT - 194 |
| 27350 | RIAD TAUPE/6,5X20 | RIAD | 133 MAPEI | CRAFT - 194 |
| 28894 | SAHN AQUA/10X10 | SAHN | 112 MAPEI | CRAFT - 206 |
| 28895 | SAHN GREEN/10X10 | SAHN | 19 KERAKOLL | CRAFT - 206 |
| 28896 | SAHN GREY/10X10 | SAHN | 127 MAPEI | CRAFT - 206 |
| 28897 | SAHN PINK/10X10 | SAHN | 48 KERAKOLL | CRAFT - 206 |
| 28898 | SAHN RED/10X10 | SAHN | 42 KERAKOLL | CRAFT - 206 |
| 28899 | SAHN SAND/10X10 | SAHN | 21 KERAKOLL | CRAFT - 206 |
| 28900 | SAHN SKY/10X10 | SAHN | 14 KERAKOLL | CRAFT - 206 |
| 28901 | SAHN TAUPE/10X10 | SAHN | 133 MAPEI | CRAFT - 206 |
| 28902 | SAHN WHITE/10X10 | SAHN | 2 KERAKOLL | CRAFT - 206 |
| 28903 | SAHN AQUA/6,5X20 | SAHN | 112 MAPEI | CRAFT - 206 |
| 28904 | SAHN GREEN/6,5X20 | SAHN | 19 KERAKOLL | CRAFT - 206 |
| 28905 | SAHN GREY/6,5X20 | SAHN | 127 MAPEI | CRAFT - 206 |
| 28906 | SAHN PINK/6,5X20 | SAHN | 48 KERAKOLL | CRAFT - 206 |
| 28907 | SAHN RED/6,5X20 | SAHN | 42 KERAKOLL | CRAFT - 206 |
| 28908 | SAHN SAND/6,5X20 | SAHN | 21 KERAKOLL | CRAFT - 206 |
| 28909 | SAHN SKY/6,5X20 | SAHN | 14 KERAKOLL | CRAFT - 206 |
| 28910 | SAHN TAUPE/6,5X20 | SAHN | 133 MAPEI | CRAFT - 206 |
| 28911 | SAHN WHITE/6,5X20 | SAHN | 2 KERAKOLL | CRAFT - 206 |
| 29004 | DYROY AQUA/10X10 | DYROY | 176 MAPEI | CRAFT - 186 |
| 29005 | DYROY GREEN/10X10 | DYROY | 177 MAPEI | CRAFT - 186 |
| 29006 | DYROY GREY/10X10 | DYROY | 8 KERAKOLL | CRAFT - 186 |
| 29007 | DYROY AUBERGINE/10X10 | DYROY | 112 MAPEI | CRAFT - 186 |
| 29010 | DYROY BLUE/10X10 | DYROY | 14 KERAKOLL | CRAFT - 186 |
| 29011 | DYROY WHITE/10X10 | DYROY | 103 MAPEI | CRAFT - 186 |
| 29012 | DYROY AQUA/6,5X20 | DYROY | 176 MAPEI | CRAFT - 186 |
| 29013 | DYROY GREEN/6,5X20 | DYROY | 177 MAPEI | CRAFT - 186 |
| 29014 | DYROY GREY/6,5X20 | DYROY | 8 KERAKOLL | CRAFT - 186 |
| 29015 | DYROY AUBERGINE/6,5X20 | DYROY | 112 MAPEI | CRAFT - 186 |
| 29018 | DYROY BLUE/6,5X20 | DYROY | 14 KERAKOLL | CRAFT - 186 |
| 29019 | DYROY WHITE/6,5X20 | DYROY | 103 MAPEI | CRAFT - 186 |
| 29028 | POITIERS GREEN/30 | POITIERS | 19 KERAKOLL | CRAFT - 232 |

| REF. | ITEM - ARTÍCULO | COLLECTION - COLECCIÓN | * COLOR JOINT - JUNTA | CAT. - PAG. |
|-------|------------------------------|------------------------|-----------------------|-------------|
| 29029 | POITIERS BORDEAUX/30 | POITIERS | 10 KERAKOLL | CRAFT - 232 |
| 29030 | POITIERS INDIGO/30 | POITIERS | 16 KERAKOLL | CRAFT - 232 |
| 29043 | NIZA WHITE/9,2X37 | NIZA | 103 MAPEI | CRAFT - 82 |
| 29044 | NIZA GREEN/9,2X37 | NIZA | 177 MAPEI | CRAFT - 82 |
| 29046 | NIZA CLAY/9,2X37 | NIZA | 141 MAPEI | CRAFT - 82 |
| 29047 | NIZA TAUPE/9,2X37 | NIZA | 44 KERAKOLL | CRAFT - 82 |
| 29048 | NIZA GREY/9,2X37 | NIZA | 4 KERAKOLL | CRAFT - 82 |
| 29049 | NIZA MUSTARD/9,2X37 | NIZA | 29 KERAKOLL | CRAFT - 82 |
| 29090 | BOW CLAY/15X45 | BOW BY MUT | 138 MAPEI | SIG - 68 |
| 29092 | BOW WHITE/15X45 | BOW BY MUT | 100 MAPEI | SIG - 68 |
| 29093 | BOW AZURE/15X45 | BOW BY MUT | 15 KERAKOLL | SIG - 68 |
| 29412 | CASABLANCA ANFA/12,5X12,5 | CASABLANCA | 111 MAPEI | CRAFT - 96 |
| 29413 | CASABLANCA FIDA/12,5X12,5 | CASABLANCA | 114 MAPEI | CRAFT - 96 |
| 29414 | CASABLANCA ZIANE/12,5X12,5 | CASABLANCA | 111 MAPEI | CRAFT - 96 |
| 29415 | CASABLANCA FARISSI/12,5X12,5 | CASABLANCA | 114 MAPEI | CRAFT - 96 |
| 29416 | CASABLANCA ATTIA/12,5X12,5 | CASABLANCA | 111 MAPEI | CRAFT - 96 |
| 29417 | CASABLANCA TORRES/12,5X12,5 | CASABLANCA | 111 MAPEI | CRAFT - 96 |
| 29418 | CASABLANCA RIALTO/12,5X12,5 | CASABLANCA | 111 MAPEI | CRAFT - 96 |
| 29419 | CASABLANCA KENZI/12,5X12,5 | CASABLANCA | 111 MAPEI | CRAFT - 96 |
| 29420 | CASABLANCA GAZA/12,5X12,5 | CASABLANCA | 111 MAPEI | CRAFT - 96 |
| 29421 | CASABLANCA MALIK/12,5X12,5 | CASABLANCA | 111 MAPEI | CRAFT - 96 |
| 29422 | CASABLANCA WHITE/12,5X12,5 | CASABLANCA | 111 MAPEI | CRAFT - 96 |
| 29884 | BOW BORDEAUX/15X45 | BOW BY MUT | 37 KERAKOLL | SIG - 68 |
| 29885 | BOW TEAL/15X45 | BOW BY MUT | 19 KERAKOLL | SIG - 68 |
| 29886 | BOW SILVER/15X45 | BOW BY MUT | 111 MAPEI | SIG - 68 |
| 29898 | BEAT WHITE/20X40 | BEAT | 100 MAPEI | CRAFT - 156 |
| 29899 | BEAT SILVER/20X40 | BEAT | 6 KERAKOLL | CRAFT - 156 |
| 29900 | BEAT CLAY/20X40 | BEAT | 141 MAPEI | CRAFT - 156 |
| 29901 | BEAT GREEN/20X40 | BEAT | 8 KERAKOLL | CRAFT - 156 |
| 29902 | BEAT BLUE/20X40 | BEAT | 169 MAPEI | CRAFT - 156 |
| 29903 | BEAT ANTHRACITE/20X40 | BEAT | 11 KERAKOLL | CRAFT - 156 |
| 31055 | PIQUE 3D ANTH/10X40 | PIQUE BY ESTUDI H AC | 10 KERAKOLL | SIG - 52 |
| 31056 | PIQUE 3D BORDEAUX/10X40 | PIQUE BY ESTUDI H AC | 143 MAPEI | SIG - 52 |
| 31057 | PIQUE 3D SAND/10X40 | PIQUE BY ESTUDI H AC | 137 MAPEI | SIG - 52 |
| 31058 | PIQUE 3D WHITE/10X40 | PIQUE BY ESTUDI H AC | 100 MAPEI | SIG - 52 |
| 31059 | PIQUE 3D ANTH/10X10 | PIQUE BY ESTUDI H AC | 10 KERAKOLL | SIG - 52 |
| 31060 | PIQUE 3D BORDEAUX/10X10 | PIQUE BY ESTUDI H AC | 143 MAPEI | SIG - 52 |
| 31061 | PIQUE 3D SAND/10X10 | PIQUE BY ESTUDI H AC | 137 MAPEI | SIG - 52 |
| 31062 | PIQUE 3D WHITE/10X10 | PIQUE BY ESTUDI H AC | 100 MAPEI | SIG - 52 |
| 31063 | PIQUE WAFFLE ANTH/20X40 | PIQUE BY ESTUDI H AC | 10 KERAKOLL | SIG - 52 |
| 31064 | PIQUE WAFFLE BORDEAUX/20X40 | PIQUE BY ESTUDI H AC | 143 MAPEI | SIG - 52 |

| REF. | ITEM - ARTÍCULO | COLLECTION - COLECCIÓN | * COLOR JOINT - JUNTA | CAT. - PAG. |
|-------|-------------------------------|------------------------|-----------------------|-------------|
| 31065 | PIQUE WAFFLE SAND/20X40 | PIQUE BY ESTUDI H AC | 137 MAPEI | SIG - 52 |
| 31066 | PIQUE WAFFLE WHITE/20X40 | PIQUE BY ESTUDI H AC | 100 MAPEI | SIG - 52 |
| 31067 | PIQUE MOSAIC ANTH/20X40 | PIQUE BY ESTUDI H AC | 10 KERAKOLL | SIG - 52 |
| 31068 | PIQUE MOSAIC WHITE/20X40 | PIQUE BY ESTUDI H AC | 100 MAPEI | SIG - 52 |
| 31079 | TANGER BLUE PETALS/12,3X12,3 | TANGER | 1 KERAKOLL | CRAFT - 116 |
| 31080 | TANGER SAND CROSS/12,3X12,3 | TANGER | 1 KERAKOLL | CRAFT - 116 |
| 31081 | TANGER SAND LILY/12,3X12,3 | TANGER | 1 KERAKOLL | CRAFT - 116 |
| 31082 | TANGER SAND BLOOM/12,3X12,3 | TANGER | 1 KERAKOLL | CRAFT - 116 |
| 31083 | TANGER SILVER RHOMB/12,3X12,3 | TANGER | 1 KERAKOLL | CRAFT - 116 |
| 31084 | TANGER SAND FLOWER/12,3X12,3 | TANGER | 1 KERAKOLL | CRAFT - 116 |
| 31085 | TANGER BLUE DHALIA/12,3X12,3 | TANGER | 1 KERAKOLL | CRAFT - 116 |
| 31086 | TANGER BLUE GARDEN/12,3X12,3 | TANGER | 1 KERAKOLL | CRAFT - 116 |
| 31087 | TANGER PLAIN/12,3X12,3 | TANGER | 1 KERAKOLL | CRAFT - 116 |
| 31092 | RAS WHITE/20X40 | RAS BY FRAN SILVESTRE | 103 MAPEI | SIG - 112 |
| 31093 | RAS SILVER/20X40 | RAS BY FRAN SILVESTRE | 7 KERAKOLL | SIG - 112 |
| 31490 | RAS BLUE/20X40 | RAS BY FRAN SILVESTRE | 11 KERAKOLL | SIG - 112 |
| 31491 | RAS ANTHRACITE/20X40 | RAS BY FRAN SILVESTRE | 11 KERAKOLL | SIG - 112 |
| 31560 | BOW GREEN/15X45 | BOW BY MUT | 10 KERAKOLL | SIG - 68 |
| 31640 | LEVELS BLUE/20X40 | LEVELS | 10 KERAKOLL | CRAFT - 162 |
| 31641 | LEVELS BORDEAUX/20X40 | LEVELS | 143 MAPEI | CRAFT - 162 |
| 31642 | LEVELS GREY/20X40 | LEVELS | 3 KERAKOLL | CRAFT - 162 |
| 31643 | LEVELS GREEN/20X40 | LEVELS | 19 KERAKOLL | CRAFT - 162 |
| 31644 | LEVELS SAND/20X40 | LEVELS | 123 MAPEI | CRAFT - 162 |
| 31645 | LEVELS WHITE/20X40 | LEVELS | 1 KERAKOLL | CRAFT - 162 |
| 31686 | LINS NAVY | LINS BY YONOH | 16 KERAKOLL | SIG - 92 |
| 31687 | LINS GREEN | LINS BY YONOH | 112 MAPEI | SIG - 92 |
| 31688 | LINS BORDEAUX | LINS BY YONOH | 143 MAPEI | SIG - 92 |
| 31914 | RIM WHITE/15X45 | RIM BY JUTTA GOESSL | 103 MAPEI | SIG - 82 |
| 31915 | RIM PINK/15X45 | RIM BY JUTTA GOESSL | 123 MAPEI | SIG - 82 |
| 31916 | RIM MINT/15X45 | RIM BY JUTTA GOESSL | 176 MAPEI | SIG - 82 |
| 31917 | RIM SAND/15X45 | RIM BY JUTTA GOESSL | 43 KERAKOLL | SIG - 82 |
| 31918 | RIM WHITE DECOR/15X45 | RIM BY JUTTA GOESSL | 103 MAPEI | SIG - 82 |
| 31919 | RIM MINT DECOR/15X45 | RIM BY JUTTA GOESSL | 176 MAPEI | SIG - 82 |
| 31920 | RIM SAND DECOR/15X45 | RIM BY JUTTA GOESSL | 43 KERAKOLL | SIG - 82 |
| 31921 | RIM PINK DECOR/15X45 | RIM BY JUTTA GOESSL | 123 MAPEI | SIG - 82 |
| 31923 | BOW SKY/15X45 | BOW BY MUT | 7 KERAKOLL | SIG - 68 |
| 31924 | BOW BLUE/15X45 | BOW BY MUT | 16 KERAKOLL | SIG - 68 |
| 31925 | BOW BROWN/15X45 | BOW BY MUT | 34 KERAKOLL | SIG - 68 |
| 32015 | NADOR WHITE/13,2X13,2 | NADOR | 2 KERAKOLL | CRAFT - 178 |
| 32016 | NADOR MINT/13,2X13,2 | NADOR | 176 MAPEI | CRAFT - 178 |
| 32017 | NADOR SKY/13,2X13,2 | NADOR | 168 MAPEI | CRAFT - 178 |

| REF. | ITEM - ARTÍCULO | COLLECTION - COLECCIÓN | * COLOR JOINT - JUNTA | CAT. - PAG. |
|-------|-----------------------------|------------------------|-----------------------|-------------|
| 32018 | NADOR PINK/13,2X13,2 | NADOR | 163 MAPEI | CRAFT - 178 |
| 32019 | NADOR TAUPE/13,2X13,2 | NADOR | 111 MAPEI | CRAFT - 178 |
| 32020 | NADOR SILVER/13,2X13,2 | NADOR | 127 MAPEI | CRAFT - 178 |
| 32021 | NADOR SAND/13,2X13,2 | NADOR | 137 MAPEI | CRAFT - 178 |
| 32022 | NADOR YELLOW/13,2X13,2 | NADOR | 24 KERAKOLL | CRAFT - 178 |
| 32900 | SENSA WHITE SP/90X90/C/R | SENSA | 3 KERAKOLL | CRAFT - 34 |
| 32901 | SENSA GREEN SP/90X90/C/R | SENSA | 18 KERAKOLL | CRAFT - 34 |
| 32902 | SENSA BLUE SP/90X90/C/R | SENSA | 14 KERAKOLL | CRAFT - 34 |
| 32903 | SENSA SAND SP/90X90/C/R | SENSA | 123 MAPEI | CRAFT - 34 |
| 32904 | SENSA GREY SP/90X90/C/R | SENSA | 8 KERAKOLL | CRAFT - 34 |
| 32905 | SENSA SILVER SP/90X90/C/R | SENSA | 110 MAPEI | CRAFT - 34 |
| 33126 | RABAT WHITE/6X24,6 | RABAT | 103 MAPEI | CRAFT - 140 |
| 33127 | RABAT SAND/6X24,6 | RABAT | 123 MAPEI | CRAFT - 140 |
| 33128 | RABAT SILVER/6X24,6 | RABAT | 111 MAPEI | CRAFT - 140 |
| 33129 | RABAT GREEN/6X24,6 | RABAT | 18 KERAKOLL | CRAFT - 140 |
| 33130 | RABAT BLUE/6X24,6 | RABAT | 168 MAPEI | CRAFT - 140 |
| 33131 | RABAT GREY/6X24,6 | RABAT | 8 KERAKOLL | CRAFT - 140 |
| 33151 | MARE WHITE PLAIN/32X90/R | MARE BY DSIGNIO | 100 MAPEI | SIG - 42 |
| 33152 | MARE WHITE DECOR/32X90/R | MARE BY DSIGNIO | 100 MAPEI | SIG - 42 |
| 33153 | MARE WHITE MIX/32X90/R | MARE BY DSIGNIO | 100 MAPEI | SIG - 42 |
| 33154 | MARE SILVER PLAIN/32X90/R | MARE BY DSIGNIO | 103 MAPEI | SIG - 42 |
| 33155 | MARE SILVER MIX/32X90/R | MARE BY DSIGNIO | 103 MAPEI | SIG - 42 |
| 33156 | MARE SILVER DECOR/32X90/R | MARE BY DSIGNIO | 103 MAPEI | SIG - 42 |
| 33157 | MARE SAND PLAIN/32X90/R | MARE BY DSIGNIO | 2 KERAKOLL | SIG - 42 |
| 33158 | MARE SAND DECOR/32X90/R | MARE BY DSIGNIO | 2 KERAKOLL | SIG - 42 |
| 33159 | MARE SAND MIX/32X90/R | MARE BY DSIGNIO | 2 KERAKOLL | SIG - 42 |
| 33888 | PIQUE CLOTH ANTH/20X20 | PIQUE BY ESTUDIO H JAC | ** | SIG - 52 |
| 33889 | PIQUE CLOTH BROWN/20X20 | PIQUE BY ESTUDIO H JAC | ** | SIG - 52 |
| 33890 | PIQUE CLOTH SAND/20X20 | PIQUE BY ESTUDIO H JAC | ** | SIG - 52 |
| 33891 | PIQUE CLOTH WHITE/20X20 | PIQUE BY ESTUDIO H JAC | ** | SIG - 52 |
| 34775 | GALA PLAIN/33,3X100/R | GALA | 100 MAPEI | CRAFT - 150 |
| 34776 | GALA WHITE DECOR/33,3X100/R | GALA | 100 MAPEI | CRAFT - 150 |
| 34777 | GALA GREY DECOR/33,3X100/R | GALA | 111 MAPEI | CRAFT - 150 |
| 34778 | GALA CLAY DECOR/33,3X100/R | GALA | 138 MAPEI | CRAFT - 150 |
| 34779 | EVOQUE WHITE SP/90X90/C/R | EVOQUE | 110 MAPEI | CRAFT - 24 |
| 34780 | EVOQUE TAUPE SP/90X90/C/R | EVOQUE | 133 MAPEI | CRAFT - 24 |
| 34781 | EVOQUE GREY SP/90X90/C/R | EVOQUE | 112 MAPEI | CRAFT - 24 |
| 34782 | EVOQUE CLAY SP/90X90/C/R | EVOQUE | 133 MAPEI | CRAFT - 24 |
| 34783 | EVOQUE GREEN SP/90X90/C/R | EVOQUE | 112 MAPEI | CRAFT - 24 |
| 34784 | EVOQUE BLUE SP/90X90/C/R | EVOQUE | 14 KERAKOLL | CRAFT - 24 |
| 34816 | AQUA WHITE/6X24,6 | AQUA | 111 MAPEI | CRAFT - 132 |

| REF. | ITEM - ARTÍCULO | COLLECTION - COLECCIÓN | * COLOR JOINT - JUNTA | CAT. - PAG. |
|-------|------------------------------|------------------------|-----------------------|-------------|
| 34817 | AQUA BLUE/6X24,6 | AQUA | 112 MAPEI | CRAFT - 132 |
| 34818 | AQUA BROWN/6X24,6 | AQUA | 152 MAPEI | CRAFT - 132 |
| 34819 | AQUA GREEN/6X24,6 | AQUA | 113 MAPEI /116 MAPEI | CRAFT - 132 |
| 34820 | AQUA ANTHRACITE/6X24,6 | AQUA | 10 KERAKOLL | CRAFT - 132 |
| 34821 | AQUA BLUE DECOR/6X24,6 | AQUA | 111 MAPEI | CRAFT - 132 |
| 34822 | AQUA BROWN DECOR/6X24,6 | AQUA | 111 MAPEI | CRAFT - 132 |
| 34823 | AQUA GREEN DECOR/6X24,6 | AQUA | 111 MAPEI | CRAFT - 132 |
| 34824 | AQUA ANTHRACITE DECOR/6X24,6 | AQUA | 111 MAPEI | CRAFT - 132 |
| 34825 | CASTELLO WHITE/20X20 | CASTELLO BY DSIGNIO | ** | SIG - 34 |
| 34826 | CASTELLO GREY/20X20 | CASTELLO BY DSIGNIO | ** | SIG - 34 |
| 34827 | CASTELLO CLAY/20X20 | CASTELLO BY DSIGNIO | ** | SIG - 34 |
| 35256 | BARI WHITE/6X24,6 | BARI | 111 MAPEI | CRAFT - 218 |
| 35258 | BARI SILVER/6X24,6 | BARI | 7 KERAKOLL | CRAFT - 218 |
| 35259 | BARI SAND/6X24,6 | BARI | 43 KERAKOLL | CRAFT - 218 |
| 35260 | BARI BROWN/6X24,6 | BARI | 133 MAPEI | CRAFT - 218 |
| 35261 | BARI GREEN/6X24,6 | BARI | 115 MAPEI | CRAFT - 218 |
| 35262 | BARI BLUE/6X24,6 | BARI | 14 KERAKOLL | CRAFT - 218 |
| 35263 | BARI WHITE DECOR/6X24,6 | BARI | 111 MAPEI | CRAFT - 218 |
| 35264 | BARI SILVER DECOR/6X24,6 | BARI | 7 KERAKOLL | CRAFT - 218 |
| 35265 | BARI SAND DECOR/6X24,6 | BARI | 43 KERAKOLL | CRAFT - 218 |
| 35266 | BARI BROWN DECOR/6X24,6 | BARI | 133 MAPEI | CRAFT - 218 |
| 35267 | BARI GREEN DECOR/6X24,6 | BARI | 115 MAPEI | CRAFT - 218 |
| 35268 | BARI BLUE DECOR/6X24,6 | BARI | 14 KERAKOLL | CRAFT - 218 |
| 35306 | GALA TAUPE DECOR/33,3X100/R | GALA | 5 KERAKOLL | CRAFT - 150 |
| 35307 | GALA GREEN DECOR/33,3X100/R | GALA | 18 KERAKOLL | CRAFT - 150 |
| 35308 | GALA BLUE DECOR/33,3X100/R | GALA | 170 MAPEI | CRAFT - 150 |
| 35349 | VAHO WHITE/20X40 | VAHO BY YONOH | 103 MAPEI | SIG - 102 |
| 35360 | VAHO SAND/20X40 | VAHO BY YONOH | 21 KERAKOLL | SIG - 102 |
| 35361 | VAHO CLAY/20X40 | VAHO BY YONOH | 139 MAPEI | SIG - 102 |
| 35362 | VAHO GREEN/20X40 | VAHO BY YONOH | 12 KERAKOLL | SIG - 102 |
| 35363 | VAHO BLUE/20X40 | VAHO BY YONOH | 14 KERAKOLL | SIG - 102 |
| 36152 | MAISON PLAIN/9 | MAISON BY ONSET | 123 MAPEI | SIG - 128 |
| 36153 | MAISON DECOR/9 | MAISON BY ONSET | 123 MAPEI | SIG - 128 |
| 36154 | SIROCCO BLUE CROSS/22,3/9 | SIROCCO | 103 MAPEI | CRAFT - 74 |
| 36155 | SIROCCO GREEN FLOWER/22,3/9 | SIROCCO | 103 MAPEI | CRAFT - 74 |
| 36156 | SIROCCO GREEN GARDEN/22,3/9 | SIROCCO | 103 MAPEI | CRAFT - 74 |
| 36157 | SIROCCO GREEN PETALS/22,3/9 | SIROCCO | 103 MAPEI | CRAFT - 74 |
| 36158 | SIROCCO BLUE ORNATE/22,3/9 | SIROCCO | 103 MAPEI | CRAFT - 74 |
| 36407 | MOVES WHITE/20X40 | MOVES | 2 KERAKOLL | CRAFT - 170 |
| 36408 | MOVES SILVER/20X40 | MOVES | 5 KERAKOLL | CRAFT - 170 |
| 36409 | MOVES SAND/20X40 | MOVES | 21 KERAKOLL | CRAFT - 170 |

| REF. | ITEM - ARTÍCULO | COLLECTION - COLECCIÓN | * COLOR JOINT - JUNTA | CAT. - PAG. |
|-------|--------------------------------|------------------------|-----------------------|-------------|
| 36410 | MOVES TAUPE/20X40 | MOVES | 43 KERAKOLL | CRAFT - 170 |
| 36411 | MOVES GREEN/20X40 | MOVES | 18 KERAKOLL | CRAFT - 170 |
| 36412 | MOVES ANTH/20X40 | MOVES | 10 KERAKOLL | CRAFT - 170 |
| 36491 | PATTERNS PINK DIAMOND/22,3/9 | PATTERNS | 111 MAPEI | CRAFT - 66 |
| 36508 | PATTERNS PINK GEOMETRIC/22,3/9 | PATTERNS | 111 MAPEI | CRAFT - 66 |
| 36509 | PATTERNS PINK SQUARE/22,3/9 | PATTERNS | 111 MAPEI | CRAFT - 66 |
| 36510 | PATTERNS SAND DIAMOND/22,3/9 | PATTERNS | 111 MAPEI | CRAFT - 66 |
| 36511 | PATTERNS SAND GEOMETRIC/22,3/9 | PATTERNS | 111 MAPEI | CRAFT - 66 |
| 36512 | PATTERNS SAND SQUARE/22,3/9 | PATTERNS | 111 MAPEI | CRAFT - 66 |
| 36516 | SIROCCO BLOOM/22,3/9 | SIROCCO | 103 MAPEI | CRAFT - 74 |
| 36517 | SIROCCO BLUE DHALIA/22,3/9 | SIROCCO | 103 MAPEI | CRAFT - 74 |
| 36518 | SIROCCO BLUE GARDEN/22,3/9 | SIROCCO | 103 MAPEI | CRAFT - 74 |
| 36519 | MESTRAL BLOOM/22,3/9 | MESTRAL | 2 KERAKOLL | CRAFT - 58 |
| 36520 | MESTRAL DIAMOND/22,3/9 | MESTRAL | 2 KERAKOLL | CRAFT - 58 |
| 36521 | MESTRAL ROSETTE/22,3/9 | MESTRAL | 2 KERAKOLL | CRAFT - 58 |
| 36522 | MESTRAL GARDEN/22,3/9 | MESTRAL | 2 KERAKOLL | CRAFT - 58 |
| 36523 | MESTRAL CROSS/22,3/9 | MESTRAL | 2 KERAKOLL | CRAFT - 58 |
| 36524 | MESTRAL FLOWER/22,3/9 | MESTRAL | 2 KERAKOLL | CRAFT - 58 |
| 36699 | LOG WHITE/12,5X50 | LOG BY ALT DESIGN | 1 KERAKOLL | SIG - 22 |
| 36706 | LOG SAND/12,5X50 | LOG BY ALT DESIGN | 43 KERAKOLL | SIG - 22 |
| 36707 | LOG SILVER/12,5X50 | LOG BY ALT DESIGN | 5 KERAKOLL | SIG - 22 |
| 36708 | LOG TAUPE/12,5X50 | LOG BY ALT DESIGN | 44 KERAKOLL | SIG - 22 |
| 36709 | LOG GREEN/12,5X50 | LOG BY ALT DESIGN | 19 KERAKOLL | SIG - 22 |
| 36710 | LOG ANTHRACITE/12,5X50 | LOG BY ALT DESIGN | 10 KERAKOLL | SIG - 22 |
| 36711 | RUBIK WHITE/12,3X12,3 | RUBIK | 2 KERAKOLL | CRAFT - 106 |
| 36712 | RUBIK SILVER/12,3X12,3 | RUBIK | 7 KERAKOLL | CRAFT - 106 |
| 36713 | RUBIK SAND/12,3X12,3 | RUBIK | 44 KERAKOLL | CRAFT - 106 |
| 36714 | RUBIK ANTHRACITE/12,3X12,3 | RUBIK | 11 KERAKOLL | CRAFT - 106 |
| 36715 | RUBIK TAUPE/12,3X12,3 | RUBIK | 43 KERAKOLL | CRAFT - 106 |
| 36716 | RUBIK GREEN/12,3X12,3 | RUBIK | 11 KERAKOLL | CRAFT - 106 |
| 36718 | RUBIK SAGE/12,3X12,3 | RUBIK | 18 KERAKOLL | CRAFT - 106 |
| 36719 | RUBIK BLUE/12,3X12,3 | RUBIK | 14 KERAKOLL | CRAFT - 106 |
| 36720 | RUBIK CLAY/12,3X12,3 | RUBIK | 32 KERAKOLL | CRAFT - 106 |
| 37237 | CUBAN BLOCK/22,3/9 | CUBAN | 5 KERAKOLL | CRAFT - 44 |
| 37238 | CUBAN SILVER ARROW/22,3/9 | CUBAN | 5 KERAKOLL | CRAFT - 44 |
| 37239 | CUBAN SILVER ORNATE/22,3/9 | CUBAN | 5 KERAKOLL | CRAFT - 44 |
| 37240 | CUBAN SILVER SKY/22,3/9 | CUBAN | 5 KERAKOLL | CRAFT - 44 |
| 37241 | CUBAN SILVER STAR/22,3/9 | CUBAN | 5 KERAKOLL | CRAFT - 44 |
| 37242 | CUBAN WHITE ORNATE/22,3 | CUBAN | 3 KERAKOLL | CRAFT - 44 |
| 37243 | CUBAN WHITE STAR/22,3/9 | CUBAN | 3 KERAKOLL | CRAFT - 44 |
| 37269 | HAVANA SILVER ORNATE/22,3/9 | HAVANA | 5 KERAKOLL | CRAFT - 50 |

| REF. | ITEM - ARTÍCULO | COLLECTION - COLECCIÓN | * COLOR JOINT - JUNTA | CAT. - PAG. |
|-------|----------------------------|------------------------|-----------------------|---------------|
| 37270 | HAVANA WHITE CROSS/22,3/9 | HAVANA | 3 KERAKOLL | CRAFT - 50 |
| 37271 | HAVANA WHITE FLOWER/22,3/9 | HAVANA | 3 KERAKOLL | CRAFT - 50 |
| 37272 | HAVANA WHITE GARDEN/22,3/9 | HAVANA | 3 KERAKOLL | CRAFT - 50 |
| 37273 | HAVANA WHITE HERALD/22,3/9 | HAVANA | 3 KERAKOLL | CRAFT - 50 |
| 37274 | HAVANA WHITE PETALS/22,3/9 | HAVANA | 3 KERAKOLL | CRAFT - 50 |
| 37275 | HAVANA WHITE ROUND/22,3/9 | HAVANA | 3 KERAKOLL | CRAFT - 50 |
| 37280 | LEGACY WHITE/6X25/8 | LEGACY | 111 MAPEI | CRAFT - 88 |
| 37281 | LEGACY WHITE/15X15/8 | LEGACY | 111 MAPEI | CRAFT - 88 |
| 37330 | LEGACY SNOW/6X25/8 | LEGACY | 103 MAPEI | CRAFT - 88 |
| 37330 | SUNSET WHITE/6X25/8 | SUNSET | 100 MAPEI | CRAFT - 124 |
| 37331 | LEGACY GREY/6X25/8 | LEGACY | 112 MAPEI | CRAFT - 88 |
| 37332 | LEGACY GREEN/6X25/8 | LEGACY | 19 KERAKOLL | CRAFT - 88 |
| 37333 | LEGACY BLUE/6X25/8 | LEGACY | 169 MAPEI | CRAFT - 88 |
| 37334 | SUNSET GREEN/6X25/8 | SUNSET | 9 KERAKOLL | CRAFT - 124 |
| 37335 | SUNSET MUSTARD/6X25/8 | SUNSET | 188 MAPEI | CRAFT - 124 |
| 37336 | SUNSET PETROL/6X25/8 | SUNSET | 6 KERAKOLL | CRAFT - 124 |
| 37337 | SUNSET SAGE/6X25/8 | SUNSET | 112 MAPEI | CRAFT - 124 |
| 37338 | SUNSET SAND/6X25/8 | SUNSET | 137 MAPEI | CRAFT - 124 |
| 37344 | BAYAMO WHITE/22,3/9 | ENCAUSTIC COLLECTIONS | 3 KERAKOLL | CRAFT - 44/50 |
| 37395 | BAYAMO GREY/22,3/9 | ENCAUSTIC COLLECTIONS | 5 KERAKOLL | CRAFT - 44/50 |
| 37411 | LENOS COLOR/22,3/9 | LENOS BY ONSET | 111 MAPEI | SIG - 122 |
| 37412 | LENOS GREY/22,3/9 | LENOS BY ONSET | 111 MAPEI | SIG - 122 |
| 37534 | LEGACY BLUE/15X15/8 | LEGACY | 169 MAPEI | CRAFT - 88 |
| 37535 | LEGACY GREEN/15X15/8 | LEGACY | 19 KERAKOLL | CRAFT - 88 |
| 37536 | LEGACY GREY/15X15/8 | LEGACY | 112 MAPEI | CRAFT - 88 |
| 37537 | LEGACY SNOW/15X15/8 | LEGACY | 103 MAPEI | CRAFT - 88 |


** No joint material is used
No se utiliza material de junta
* MAPEI — ULTRACOLOR PLUS
KERAKOLL — FUGABELLA

Index Alphabetical

Collections · formats · material

Floor & Wall

Wall



90 X 90
35,4 X 35,4"



22,3 X 22,3
8,7 X 8,7"



15 X 15
6 X 6"



12,5 X 12,5
5 X 5"



12,3 X 12,3
4,8 X 4,8"




9,2 X 37
3,6 X 14,5"




6 X 25
2,3 X 9,8"



6 X 24,6
2,3 X 9,7"



33,3 X 100
13 X 39,3"



20 X 40
7,8 X 15,7"



13,2 X 13,2
5,2 X 5,2"



10 X 10
4 X 4"



7,5 X 30
3 X 11,8"



7,5 X 15
3 X 6"



6,5 X 20
2,5 X 7,8"



6 X 24,6
2,3 X 9,7"

| | PAG. | 90 X 90 35,4 X 35,4" | 22,3 X 22,3 8,7 X 8,7" | 15 X 15 6 X 6" | 12,5 X 12,5 5 X 5" | 12,3 X 12,3 4,8 X 4,8" | 9,2 X 37 3,6 X 14,5" | 6 X 25 2,3 X 9,8" | 6 X 24,6 2,3 X 9,7" | 33,3 X 100 13 X 39,3" | 20 X 40 7,8 X 15,7" | 13,2 X 13,2 5,2 X 5,2" | 10 X 10 4 X 4" | 7,5 X 30 3 X 11,8" | 7,5 X 15 3 X 6" | 6,5 X 20 2,5 X 7,8" | 6 X 24,6 2,3 X 9,7" | |
|---|-------------------|-------------------------|---------------------------|-------------------|-----------------------|---------------------------|-------------------------|----------------------|------------------------|--------------------------|------------------------|---------------------------|-------------------|-----------------------|--------------------|------------------------|------------------------|----|
| A | AQUA | 132 | | | | | | | P | | | | | | | | | |
| B | BARI | 218 | | | | | | | | | | | | | | | | WB |
| | BEAT | 156 | | | | | | | | | WB | | | | | | | |
| C | CASABLANCA | 96 | | | SF | | | | | | | | | | | | | |
| | CUBAN | 44 | P | | | | | | | | | | | | | | | |
| D | DYROY | 186 | | | | | | | | | | | WB | | | | WB | |
| E | EVOQUE | 24 | P | | | | | | | | | | | | | | | |
| G | GALA | 150 | | | | | | | | WB | | | | | | | | |
| H | HAVANA | 50 | | P | | | | | | | | | | | | | | |
| L | LEGACY | 88 | | | P | | | P | | | | | | | | | | |
| | LEVELS | 162 | | | | | | | | | WB | | | | | | | |
| M | MESTRAL | 58 | | P | | | | | | | | | | | | | | |
| | MOVES | 170 | | | | | | | | | WB | | | | | | | |
| N | NADOR | 178 | | | | | | | | | | WB | | | | | | |
| | NIZA | 82 | | | | | P | | | | | | | | | | | |
| P | PASADENA | 226 | | | | | | | | | | | | WB | | | | |
| | PATTERNS | 66 | | P | | | | | | | | | | | | | | |
| | POITIERS | 232 | | | | | | | | | | | | WB | WB | | | |
| R | RABAT | 140 | | | | | | | P | | | | | | | | | |
| | RIAD | 194 | | | | | | | | | | | WB | | | | WB | |
| | RUBIK | 106 | | | | P | | | | | | | | | | | | |
| S | SAHN | 206 | | | | | | | | | | | WB | | | | WB | |
| | SENSA | 34 | P | | | | | | | | | | | | | | | |
| | SIROCCO | 74 | | P | | | | | | | | | | | | | | |
| | SUNSET | 124 | | | | | | P | | | | | | | | | | |
| T | TANGER | 116 | | | | P | | | | | | | | | | | | |

P — porcelain tile / porcelánico
WB — white body tile / pasta blanca
SF — single fired floor tile / pasta roja

Floor & Wall

Porcelain Tile — Single Fired Floor Tile

- 24 *Evoque*
- 34 *Sensa*
- 44 *Cuban*
- 50 *Havana*
- 58 *Mestral*
- 66 *Patterns*
- 74 *Sirocco*
- 82 *Niza*
- 162 *Legacy*
- 96 *Casablanca*
- 106 *Rubik*
- 116 *Tanger*
- 124 *Sunset*
- 132 *Aqua*
- 140 *Rabat*



EVOQUE

Porcelain Tile

90x90 cm
35.4x35.4"

white
green
blue
clay
taupe
grey

Terrazzo tiles were first developed in Venice in the 15th century by mixing marble chips with cement. EVOQUE recaptures the beauty of this technique, using cutting-edge technology to achieve a unique finish. Thanks to the uniformity of its different colours, a note of sobriety has been ensured, without relinquishing the decorative appeal for which the HARMONY range is famous.

The collection's tiny fragments of glossy white marble vary in colour against the matt cement background, with a slight unevenness that lends the tiles depth and natural beauty, thanks to the use of **SHAPED TECH** technology. The tiles stand out for their surprising smoothness while also boasting all the necessary technical properties for use on floors. With the collection's 90x90 cm format in a choice of 6 different colours, EVOQUE is an all-rounder, equally suitable for walls or floors.

El terrazo es una técnica que tiene su origen en Venecia y se remonta al siglo XV. Consiste en la mezcla de fragmentos de mármol y cemento. EVOQUE recupera esta técnica aplicando los más avanzados recursos tecnológicos para darle un acabado único. La uniformidad en los colores le confiere sobriedad al conjunto sin renunciar al carácter decorativo inherente a la marca HARMONY, con sus diferentes propuestas de color.

Sobre un cementado mate y variación de tonalidades, los microfragmentos de mármol blanco en acabado brillo le confiere profundidad y naturalidad al producto gracias a su tecnología **SHAPED TECH**. Un producto de características técnicas propias del pavimento pero que sorprende por su suavidad, supone una excelente opción, ya sea para su uso en pavimento como en revestimiento, por su formato 90x90 cm y sus 6 tonalidades diferentes.

● BOW CLAY/15X45
● EVOQUE TAUPE SP/90X90/C/R





● NADOR WHITE /13.2X13.2
● EVOQUE GREY SP/90X90/C/R



● EVOQUE CLAY SP/90X90/C/R

● EVOQUE GREEN SP/90X90/C/R · GALA GREEN DECOR/33.3X100/R

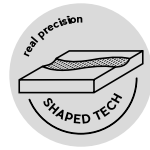
● EVOQUE GREEN SP/90X90/C/R




● MARE SAND DECOR/32X90/R · MARE SAND PLAIN/32X90/R
● EVOQUE BLUE SP/90X90/C/R




EVOQUE




porcelain tile — 90 x 90 / 35.4 x 35.4"




34780 EVOQUE TAUPE SP/90X90/C/R
Q48 (90x90 cm — 35⁷/₁₆x35⁷/₁₆"*)
12 patterns
* 133 Mapei



34782 EVOQUE CLAY SP/90X90/C/R
Q48 (90x90 cm — 35⁷/₁₆x35⁷/₁₆"*)
12 patterns
* 133 Mapei



34781 EVOQUE GREY SP/90X90/C/R
Q48 (90x90 cm — 35⁷/₁₆x35⁷/₁₆"*)
12 patterns
* 112 Mapei



34784 EVOQUE BLUE SP/90X90/C/R
Q48 (90x90 cm — 35⁷/₁₆x35⁷/₁₆"*)
12 patterns
** 14 Kerakoll



34779 EVOQUE WHITE SP/90X90/C/R
Q48 (90x90 cm — 35⁷/₁₆x35⁷/₁₆"*)
12 pattern
* 110 Mapei

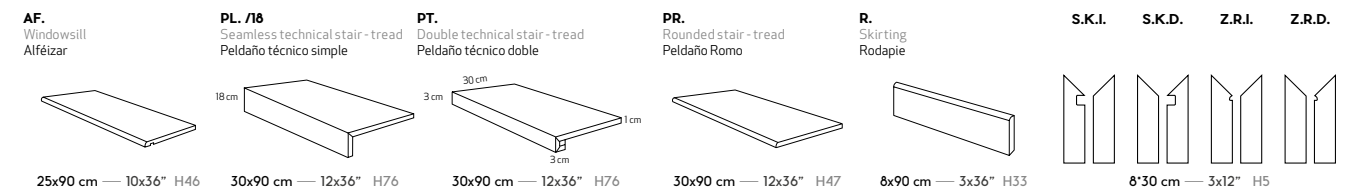


34783 EVOQUE GREEN SP/90X90/C/R
Q48 (90x90 cm — 35⁷/₁₆x35⁷/₁₆"*)
12 patterns
* 112 Mapei

RECOMMENDED JOINT
JUNTA RECOMENDADA
Color — Color *MAPEI | ULTRACOLOR PLUS
**KERAKOLL | FUGABELLA

EVOQUE collection perfectly matches with GALA Collection
Colección EVOQUE coordina con la colección GALA

COMPLEMENTARY PIECE



Complementary piece available in all colors.
Pieza complementaria disponible en todos los colores.

TECHNICAL CHARACTERISTICS

| | | | | | | | |
|------|-------|-----------------|-------------|--------------|---------------|----------|--------------|
| MATT | GLOSS | SHADE VARIATION | SHOWER WALL | SHOWER FLOOR | FLOOR TRAFFIC | ANTISLIP | ANSI A137.1 |
| • | • | • | • | • | • | R10 C2 | +36WET >0.42 |

PACKING

| | | | | | | | | | | | | | | | |
|--------|-----------------------|--------------|------------|--------------------|-----------|-----------------|-----------------|--------------|-----------------------|--------------|-----------|----------------|------------------|----|------|
| UNIT | PIECES m ² | PIECES sq ft | PIECES BOX | m ² BOX | sq ft BOX | WEIGHT BOX (kg) | WEIGHT BOX (lb) | BOXES PALLET | m ² PALLET | sq ft PALLET | cm PALLET | THICKNESS (mm) | THICKNESS (inch) | | |
| EVOQUE | • | • | 2 | 1 | 2 | 1.62 | 17.44 | 37.96 | 83.51 | 22 | 35.64 | 383.63 | 105x95x75 | 10 | 0.39 |

SENSA

Porcelain Tile

90x90 cm
35.4x35.4"

white
green
blue
sand
grey
silver

SENSA pays decorative tribute to micro-terrazzo tiles, originally developed in Venice, in a 90x90 format. A collection suitable for use on walls and floors, it features 6 models in a choice of white, green, blue, grey and silver.

This is the first collection by HARMONY to have been made with **SHAPED TECH** technology, with a digitally created relief texture that matches the printed design to perfection. The resulting tiles are some of the most natural looking in the tile sector.

HARMONY presenta con SENSA su particular homenaje decorativo al micro terrazo, original de Venecia. En un formato 90x90 nos muestra una colección apta para pavimento y revestimiento en 6 tonalidades diferentes.

La primera colección de HARMONY realizada con tecnología **SHAPED TECH**, donde los relieves son creados con tecnología digital perfectamente coordinada con la impresión gráfica para generar las piezas más naturales realizadas en el sector.

● SENSA GREY SP/90X90/C/R







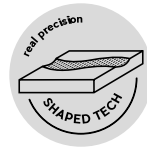
- RABAT SAND/6X24,6
- SENSE SAND SP/90X90/C/R



- SENSE BLUE SP/90X90/C/R
- SENSE BLUE SP/90X90/C/R




SENSA



porcelain tile — 90 x 90 / 35.4 x 35.4"




32902 SENA BLUE SP/90X90/R
Q48 (90x90 cm — 35⁷/₁₆x35⁷/₁₆"*)
12 patterns
** 14 Kerakoll




32903 SENA SAND SP/90X90/R
Q48 (90x90 cm — 35⁷/₁₆x35⁷/₁₆"*)
12 patterns
*123 Mapei



32904 SENA GREY SP/90X90/R
Q48 (90x90 cm — 35⁷/₁₆x35⁷/₁₆"*)
12 patterns
** 8 Kerakoll



32905 SENA SILVER SP/90X90/R
Q48 (90x90 cm — 35⁷/₁₆x35⁷/₁₆"*)
12 patterns
* 110 Mapei



32900 SENA WHITE SP/90X90/R
Q48 (90x90 cm — 35⁷/₁₆x35⁷/₁₆"*)
12 patterns
** 3 Kerakoll

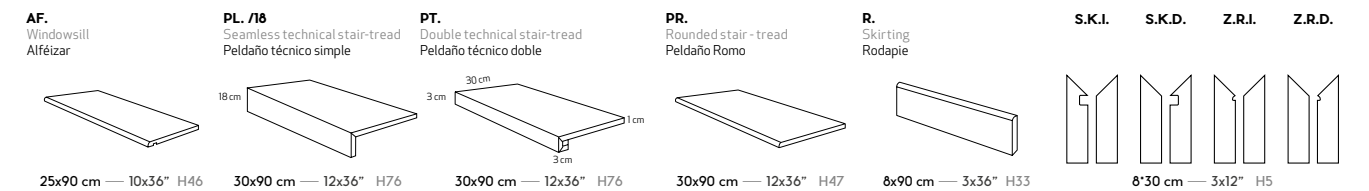


32901 SENA GREEN SP/90X90/R
Q48 (90x90 cm — 35⁷/₁₆x35⁷/₁₆"*)
12 patterns
** 18 Kerakoll

RECOMMENDED JOINT
JUNTA RECOMENDADA
Color — Color *MAPEI | ULTRACOLOR PLUS
**KERAKOLL | FUGABELLA

● ● ● ● ● ● SENA collection perfectly matches with RABAT collection
Colección SENA coordina con la colección RABAT

COMPLEMENTARY PIECE



● ● ● ● ● ● Complementary piece available in all colors.
Pieza complementaria disponible en todos los colores.

TECHNICAL CHARACTERISTICS

| | | | | | | | | | |
|------|-------|-----------------|-------------|--------------|---------------|----------|--------|-------|--|
| MATT | GLOSS | SHADE VARIATION | SHOWER WALL | SHOWER FLOOR | FLOOR TRAFFIC | ANTISLIP | | | |
| • | • | • | • | • | • | R10 C2 | +36WET | >0.42 | |

PACKING

| | | | | | | | | | | | | | | |
|-------|----------------|-----------------------|--------------|------------|--------------------|-----------|-----------------|-----------------|--------------|-----------------------|--------------|-----------|----------------|------------------|
| UNIT | m ² | PIECES m ² | PIECES sq ft | PIECES BOX | m ² BOX | sq ft BOX | WEIGHT BOX (kg) | WEIGHT BOX (lb) | BOXES PALLET | m ² PALLET | sq ft PALLET | cm PALLET | THICKNESS (mm) | THICKNESS (inch) |
| PIECE | m ² | m ² | sq ft | BOX | m ² | sq ft | kg | lb | BOXES | m ² | sq ft | cm | mm | inch |
| • | • | 2 | 1 | 2 | 1.62 | 17.44 | 37.96 | 83.51 | 22 | 35.64 | 383.63 | 105x95x75 | 10 | 0.39 |

CUBAN

Porcelain Tile

22,3x22,3 cm
8.7x8.7"

silver
anthracite

A tile collection that is modernist essence, with plant and geometrical designs evocative of the early 20th century. CUBAN brings the beauty of cement tiles to 22.3x22.3 cm porcelain tiles. Its models, with their different patterns, come in a choice of two different colours: one in differing intensities of grey and the other with a stronger contrast between black and white.

Esencia modernista a través de gráficas geométricas y ornamentales que nos trasladan al principio del siglo XX. La colección CUBAN rescata la tendencia hidráulica para renovarla en material porcelánico de formato 22,3x22,3 cm. Las referencias, de diferentes motivos gráficos, se presentan en dos gamas cromáticas diferentes, una que combina diferentes intensidades de gris y otra con una mayor contraposición que combina el color blanco con el negro.

● CUBAN SILVER SKY/22.3/9



● CUBAN SILVER ARROW/22.3/9

● CUBAN WHITE ORNATE/22.3/9
● CUBAN SILVER ORNATE /22.3/9






51% recycled material
ISO 14021

CUBAN

porcelain tile — 22,3x22,3 / 8.7x8.7"



RECOMMENDED JOINT
JUNTA RECOMENDADA
Color — Color *MAPEI|ULTRACOLOR PLUS
**KERAKOLL|FUGABELLA




37239 CUBAN SILVER ORNATE/22,3/9 Q6 (22,3x22,3 cm — 8³/₄x8³/₄"*)
5 patterns
** 5 Kerakoll



37240 CUBAN SILVER SKY/22,3/9 Q6 (22,3x22,3 cm — 8³/₄x8³/₄"*)
5 patterns
** 5 Kerakoll




37237 CUBAN BLOCK/22,3/93 Q6 (22,3x22,3 cm — 8³/₄x8³/₄"*)
5 patterns
** 5 Kerakoll





37241 CUBAN SILVER STAR/22,3/9 Q6 (22,3x22,3 cm — 8³/₄x8³/₄"*)
5 patterns
** 5 Kerakoll




37238 CUBAN SILVER ARROW/22,3/9 Q6 (22,3x22,3 cm — 8³/₄x8³/₄"*)
5 patterns
** 5 Kerakoll




37395 BAYAMO GREY/22,3/9 Q6 (22,3x22,3 cm — 8³/₄x8³/₄"*)
5 patterns
** 5 Kerakoll




37242 CUBAN WHITE ORNATE/22,3 Q6 (22,3x22,3 cm — 8³/₄x8³/₄"*)
5 patterns
** 3 Kerakoll



37243 CUBAN WHITE STAR/22,3 Q6 (22,3x22,3 cm — 8³/₄x8³/₄"*)
5 patterns
** 3 Kerakoll



37344 BAYAMO WHITE/22,3/9 Q6 (22,3x22,3 cm — 8³/₄x8³/₄"*)
5 patterns
** 3 Kerakoll



TECHNICAL CHARACTERISTICS

| | MATT | GLOSS | SHADE VARIATION | SHOWER WALL | SHOWER FLOOR | FLOOR TRAFFIC | ANTISLIP | | |
|--------|------|-------|-----------------|-------------|--------------|---------------|-----------|---------------|-------------------|
| | | | | | | | DIN 51130 | UNE-ENV 12633 | ANSI 1079-2 A1371 |
| CUBAN | • | • | • | • | • | • | R10 | C2 | +36WET >0.42 |
| BAYAMO | • | • | • | • | • | • | R10 | C2 | +36WET >0.42 |

PACKING

| UNIT | PIECES m ² | PIECES m ² | PIECES sq ft | PIECES BOX | m ² BOX | sq ft BOX | WEIGHT BOX (kg) | WEIGHT BOX (lb) | BOXES PALLET | m ² PALLET | sq ft PALLET | cm PALLET | THICKNESS | |
|-------|-----------------------|-----------------------|--------------|------------|--------------------|-----------|-----------------|-----------------|--------------|-----------------------|--------------|-----------|----------------|------------------|
| | | | | | | | | | | | | | (mm) | (inch) |
| PIECE | m ² | m ² | sq ft | BOX | m ² | sq ft | BOX | BOX | PALLET | m ² | sq ft | cm | THICKNESS (mm) | THICKNESS (inch) |
| | • | 20 | 2 | 13 | 0.65 | 6.96 | 14.01 | 30.82 | 90 | 58.5 | 626.26 | 120x80x84 | 9 | 0.35 |
| | • | 20 | 2 | 13 | 0.65 | 6.96 | 14.01 | 30.82 | 90 | 58.5 | 626.26 | 120x80x84 | 9 | 0.35 |

CUBAN — porcelain tile

HAVANA

Porcelain Tile

22,3x22,3 cm
8.7x8.7"

silver
green
blue

Collection Inspired by traditional cement tiles, takes its name from the capital of the island of Cuba, where these tiles were traditionally used in many buildings. HAVANA comes in a 22.3x22.3 cm format in different shades of white, grey, blue and green, with geometrical shapes or other motifs that can be combined to create continuous patterns. A new vision of cement tiles, with a myriad of subtle nuances.

Colección de inspiración hidráulica toma su nombre de la capital cubana donde esta tipología de producto decora tradicionalmente muchos de sus interiores. HAVANA, en formato 22,3x22,3 cm, trabaja la gama cromática de blancos, grises, azules y verdes destonificados en formas geométricas u ornamentales que permiten realizar composiciones en continuidad. Una nueva visión de la tendencia hidráulica con todo lujo de detalles.

● HAVANA WHITE GARDEN/22.3/9





● HAVANA SILVER ORNATE/22.3/9



● HAVANA WHITE CROSS/22.3/9





51% recycled material
ISO 14021

HAVANA

porcelain tile — 22,3x22,3 / 8.7x8.7"



RECOMMENDED JOINT
JUNTA RECOMENDADA
Color — Color *MAPEI|ULTRACOLOR PLUS
**KERAKOLL|FUGABELLA




37272 HAVANA WHITE GARDEN/22,3/9
Q6 (22,3x22,3 cm — 8³/₄x8³/₄"*)
5 patterns
** 3 Kerakoll




37271 HAVANA WHITE FLOWER/22,3/9
Q6 (22,3x22,3 cm — 8³/₄x8³/₄"*)
5 patterns
** 3 Kerakoll




37275 HAVANA WHITE ROUND/22,3/9
Q6 (22,3x22,3 cm — 8³/₄x8³/₄"*)
5 patterns
** 3 Kerakoll




37270 HAVANA WHITE CROSS/22,3/9
Q6 (22,3x22,3 cm — 8³/₄x8³/₄"*)
5 patterns
** 3 Kerakoll



37269 HAVANA SILVER ORNATE/22,3/9
Q6 (22,3x22,3 cm — 8³/₄x8³/₄"*)
5 patterns
** 5 Kerakoll



37395 BAYAMO GREY/22,3/9
Q6 (22,3x22,3 cm — 8³/₄x8³/₄"*)
5 patterns
** 5 Kerakoll




37273 HAVANA WHITE HERALD/22,3/9
Q6 (22,3x22,3 cm — 8³/₄x8³/₄"*)
5 patterns
** 3 Kerakoll



37274 HAVANA WHITE PETALS/22,3/9
Q6 (22,3x22,3 cm — 8³/₄x8³/₄"*)
5 patterns
** 3 Kerakoll



37344 BAYAMO WHITE/22,3/9
Q6 (22,3x22,3 cm — 8³/₄x8³/₄"*)
5 patterns
** 3 Kerakoll



TECHNICAL CHARACTERISTICS

| | MATT | | SHADE VARIATION | | SHOWER WALL | | SHOWER FLOOR | | FLOOR TRAFFIC | | ANTISLIP | | |
|--------|------|---|-----------------|----|-------------|---|--------------|---|---------------|-----------|---------------|-----------|-------------|
| | ■ | ■ | V2 | V2 | W | W | F | F | GO | DIN 51130 | UNE-ENV 12633 | BS 7976-2 | ANSI A137.1 |
| HAVANA | • | • | • | • | • | • | • | • | • | R10 | C2 | +36WET | >0.42 |
| BAYAMO | • | • | • | • | • | • | • | • | • | R10 | C2 | +36WET | >0.42 |

PACKING

| UNIT | PIECES | | PIECES | | PIECES | | m ² | | sq ft | | WEIGHT | | WEIGHT | | BOXES | | m ² | | sq ft | | cm | | THICKNESS | |
|------|--------|----------------|--------|----------------|--------|----------------|----------------|-------|-------|--------|-----------|-----|--------|-----|-------|-----|----------------|-----|-------|-----|--------|--------|-----------|--------|
| | PIECE | m ² | PIECE | m ² | PIECE | m ² | m ² | sq ft | BOX | BOX | BOX | BOX | BOX | BOX | BOX | BOX | BOX | BOX | BOX | BOX | PALLET | PALLET | PALLET | PALLET |
| | 20 | 0.65 | 2 | 13 | 6.96 | 14.01 | 30.82 | 90 | 58.5 | 626.26 | 120x80x84 | 9 | 0.35 | | | | | | | | | | | |
| | 20 | 0.65 | 2 | 13 | 6.96 | 14.01 | 30.82 | 90 | 58.5 | 626.26 | 120x80x84 | 9 | 0.35 | | | | | | | | | | | |

HAVANA — porcelain tile

MESTRAL

Porcelain Tile

22,3x22,3 cm
8,7x8,7"

blue

The Mediterranean stands out for its light and shades of blue, found in its clear skies, in the calm waters of its sea, on the doors and windows of its whitewashed houses and, needless to say, in its handcrafted pottery.

MESTRAL is a collection inspired by the ancient tradition of hand-painted tiles, with a selection of delicate decorative motifs typically found on Majolica pottery. The collection comes in a 22.3x22.3 cm format in a total of 6 models.

Hablar de mediterráneo es hablar de luz y de color azul: en los cielos despejados, en el mar que aguarda en calma, en las puertas y ventanas que adornan sus casas encaladas y por supuesto, en la cerámica artesanal.

MESTRAL es una colección que recoge la tradición centenaria de baldosas pintadas a mano con la delicada selección de motivos ornamentales de la cerámica mayórica. Con un formato 22,3x22,3 cm ofrece un total de 6 referencias





● MESTRAL GARDEN/22.3/9
● MESTRAL GARDEN/22.3/9



● MESTRAL BLOOM/22.3/9





51% recycled material
ISO 14021

RECOMMENDED JOINT
JUNTA RECOMENDADA
Color — Color *MAPEI|ULTRACOLOR PLUS
**KERAKOLL|FUGABELLA

MESTRAL


porcelain tile — 22,3x22,3 / 8.7x8.7"



36519 MESTRAL BLOOM/22,3/9
Q6 (22,3x22,3 cm — 8³/₄x8³/₄"*)
5 patterns
** 2 Kerakoll



36521 MESTRAL ROSETTE/22,3/9
Q6 (22,3x22,3 cm — 8³/₄x8³/₄"*)
5 patterns
** 2 Kerakoll



36523 MESTRAL CROSS/22,3/9
Q6 (22,3x22,3 cm — 8³/₄x8³/₄"*)
5 patterns
** 2 Kerakoll



36520 MESTRAL DIAMOND/22,3/9
Q6 (22,3x22,3 cm — 8³/₄x8³/₄"*)
5 patterns
** 2 Kerakoll



36522 MESTRAL GARDEN/22,3/9
Q6 (22,3x22,3 cm — 8³/₄x8³/₄"*)
5 patterns
** 2 Kerakoll



36524 MESTRAL FLOWER/22,3/9
Q6 (22,3x22,3 cm — 8³/₄x8³/₄"*)
5 patterns
** 2 Kerakoll

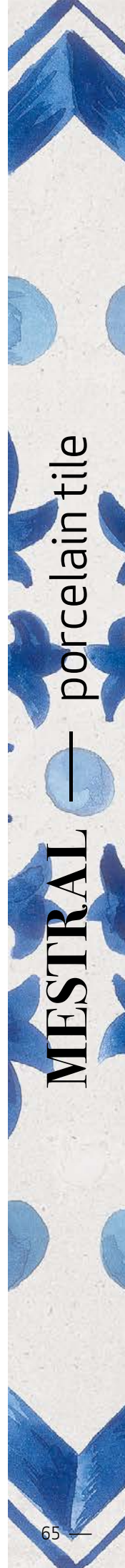


TECHNICAL CHARACTERISTICS

| | | | | | | | | | | |
|------|-------|-----------------|-------------|--------------|---------------|----------|-----------|--------------|-----------|-------------|
| MATT | GLOSS | SHADE VARIATION | SHOWER WALL | SHOWER FLOOR | FLOOR TRAFFIC | ANTISLIP | DIN 51130 | UNE-EN 12633 | BS 7976-2 | ANSI A137.1 |
| • | • | • | • | • | • | R10 | C2 | +36WET | >0.42 | |

PACKING

| | | | | | | | | | | | | | |
|-------|-----------------------|-----------------------|------------|--------------------|-----------|------------|-----------------|--------------|-----------------------|--------------|-----------|----------------|------------------|
| UNIT | PIECES m ² | PIECES m ² | PIECES BOX | m ² BOX | sq ft BOX | WEIGHT BOX | WEIGHT BOX (lb) | BOXES PALLET | m ² PALLET | sq ft PALLET | cm PALLET | THICKNESS (mm) | THICKNESS (inch) |
| PIECE | 20 | 2 | 13 | 0.65 | 6.96 | 14.01 | 30.82 | 90 | 58.5 | 626.28 | 120x80x84 | 9 | 0.35 |



MESTRAL — porcelain tile

PATTERNS

Porcelain Tile

22,3x22,3 cm
8.7x8.7"

sand
pink

PATTERNS unites a handcrafted appearance with geometrics and colour. Its harmonious mix of colours and geometric motifs lend it personality and decorative charm.

Linear brushstrokes of colour on a cement background add a distinctive, colourful, handcrafted touch within a general design conspicuous for its ordered regularity. PATTERNS comes in two easily combinable colour spectrums in a 22.3x22.3 cm format.

La geometría, el color y la artesanía, se dan cita en la colección PATTERNS. Una mezcla armónica de colores, así como el recurso de las geometrías, otorgan a la colección una apariencia decorativa y personal.

Sobre un fondo de apariencia cementosa, apreciamos los trazos pincelados de las líneas que aportan color y un toque artesanal y diferenciador dentro de un conjunto regular y ordenado. Destacan dos gamas cromáticas de fácil combinabilidad presentadas en formato 22,3x22,3 cm.

● PATTERNS PINK GEOMETRIC/22.3/9





● RABAT SAND/6X24,6
● PATTERNS SAND SQUARE/22.3/9



● PATTERNS SAND GEOMETRIC/22.3/9 · EVOQUE TAUPE SP/90X90/C/R
● PATTERNS SAND GEOMETRIC/22.3/9



MATISSE
The Cut-Outs



Musée National d'Art Moderne - Henri Matisse, Paris, 1959




51% recycled material
ISO 14021


RECOMMENDED JOINT
JUNTA RECOMENDADA
Color — Color *MAPEI|ULTRACOLOR PLUS
**KERAKOLL|FUGABELLA

PATTERNS


porcelain tile — 22,3x22,3 / 8.7x8.7"



36508 PATTERNS PINK GEOMETRIC/22,3/9 Q6 (22,3x22,3 cm — 8³/₄x8³/₄"*)
5 patterns
* III Mapei




36509 PATTERNS PINK SQUARE/22,3/9 Q6 (22,3x22,3 cm — 8³/₄x8³/₄"*)
5 patterns
* III Mapei




36491 PATTERNS PINK DIAMOND/22,3/9 Q6 (22,3x22,3 cm — 8³/₄x8³/₄"*)
5 patterns
* III Mapei



36511 PATTERNS SAND GEOMETRIC/22,3/9 Q6 (22,3x22,3 cm — 8³/₄x8³/₄"*)
5 patterns
* III Mapei



36512 PATTERNS SAND SQUARE/22,3/9 Q6 (22,3x22,3 cm — 8³/₄x8³/₄"*)
5 patterns
* III Mapei



36510 PATTERNS SAND DIAMOND/22,3/9 Q6 (22,3x22,3 cm — 8³/₄x8³/₄"*)
5 patterns
* III Mapei



TECHNICAL CHARACTERISTICS

| | | | | | | | | | | |
|------|-------|-----------------|-------------|--------------|---------------|----------|-----------|--------------|-----------|-------------|
| MATT | GLASS | SHADE VARIATION | SHOWER WALL | SHOWER FLOOR | FLOOR TRAFFIC | ANTISLIP | DIN 51130 | UNE-EN 12633 | BS 7976-2 | ANSI A137.1 |
| • | • | • | • | • | • | R10 | C2 | +36WET | >0.42 | |

PACKING

| UNIT | PIECES | PIECES | PIECES | m ² | sq ft | WEIGHT | WEIGHT | BOXES | m ² | sq ft | cm | THICKNESS | THICKNESS |
|-------|----------------|----------------|--------|----------------|-------|--------|----------|--------|----------------|--------|-----------|-----------|-----------|
| PIECE | m ² | m ² | BOX | m ² | sq ft | BOX | BOX (lb) | PALLET | m ² | sq ft | PALLET | (mm) | (inch) |
| • | 20 | 2 | 13 | 0.65 | 6.96 | 14.01 | 30.82 | 90 | 58.5 | 626.28 | 120x80x84 | 9 | 0.35 |

SIROCCO

Porcelain Tile

22,3x22,3 cm
8.7x8.7"

green
blue

Inspired by the Mediterranean southeast wind from the Sahara, Sirocco's artisanal-looking design features a mix of organic and ornamental motifs in shades of blue and green.

The porcelain tile collection features 8 models in a 22.3x22.3 cm format. Perfect for creating decorative wall and floor surfaces both indoors and out, including poolside areas, its design conjures up an artist's brushstrokes.

Inspirada en el viento del sudeste, propio del Mediterráneo y procedente del Sáhara. Colección que muestra un diseño artesanal mezclando patrones orgánicos y ornamentales en tonalidades azules y verdes.

Un porcelánico en formato 22,3x22,3 cm con 8 referencias, nos ofrece un pavimento y revestimiento decorativo que simula trazados en realizados en pincel.

● BOW AZURE/15X45
● SIROCCO BLUE DHALIA/22.3/9





● SIROCCO BLUE ORNATE/22.3/9

● RABAT GREY/6X24.6

● SIROCCO BLUE CROSS/22.3/9







51% recycled material
ISO 14021

SIROCCO

porcelain tile — 22,3x22,3 / 8.7x8.7"

RECOMMENDED JOINT
JUNTA RECOMENDADA
Color — Color *MAPEI|ULTRACOLOR PLUS
**KERAKOLL|FUGABELLA





36155 SIROCCO GREEN FLOWER/22,3/9
Q6 (22,3x22,3 cm — 8³/₄x8³/₄"*)
5 patterns
* 103 Mapei




36516 SIROCCO BLOOM/22,3/9
Q6 (22,3x22,3 cm — 8³/₄x8³/₄"*)
5 patterns
* 103 Mapei



36517 SIROCCO BLUE DHALIA/22,3/9
Q6 (22,3x22,3 cm — 8³/₄x8³/₄"*)
5 patterns
* 103 Mapei




36156 SIROCCO GREEN GARDEN/22,3/9
Q6 (22,3x22,3 cm — 8³/₄x8³/₄"*)
5 patterns
* 103 Mapei



36518 SIROCCO BLUE GARDEN/22,3/9
Q6 (22,3x22,3 cm — 8³/₄x8³/₄"*)
5 patterns
* 103 Mapei




36158 SIROCCO BLUE ORNATE/22,3/9
Q6 (22,3x22,3 cm — 8³/₄x8³/₄"*)
5 patterns
* 103 Mapei



36154 SIROCCO BLUE CROSS/22,3/9
Q6 (22,3x22,3 cm — 8³/₄x8³/₄"*)
5 patterns
* 103 Mapei



36157 SIROCCO GREEN PETALS/22,3/9
Q6 (22,3x22,3 cm — 8³/₄x8³/₄"*)
5 patterns
* 103 Mapei



● ● SIROCCO collection perfectly matches with RABAT collection
Colección SIROCCO coordina con la colección RABAT

TECHNICAL CHARACTERISTICS

| | | | | | | | | | | |
|---------|-------|-----------------|-------------|--------------|---------------|----------|-----------|--------------|-----------|-------------|
| MATT | GLOSS | SHADE VARIATION | SHOWER WALL | SHOWER FLOOR | FLOOR TRAFFIC | ANTISLIP | DIN 51130 | UNE-EN 12633 | BS 7976-2 | ANSI A137.1 |
| SIROCCO | • | • | • | • | • | R10 | C2 | +36WET | >0.42 | |

PACKING

| UNIT | PIECES | PIECES | PIECES | m ² | sq ft | WEIGHT | WEIGHT | BOXES | m ² | sq ft | cm | THICKNESS | | |
|---------|----------------|--------|--------|----------------|-------|--------|----------|-------|----------------|-------|--------|----------------|---|------|
| PIECE | m ² | sq ft | BOX | m ² | sq ft | BOX | BOX (lb) | BOX | m ² | sq ft | PALLET | THICKNESS (mm) | | |
| SIROCCO | • | 20 | 2 | 13 | 0.65 | 6.96 | 14.01 | 30.82 | 90 | 58.5 | 626.28 | 120x80x84 | 9 | 0.35 |

SIROCCO — porcelain tile

NIZA

Porcelain Tile

9,2x37 cm
3.6x14.5"

white
taupe
grey
mustard
clay
green

NIZA features a range of colours reflecting the latest ocean trends. The various tiles come with a gentle shade variation effect that adds the traditional essence of ceramic tiles to this cutting-edge product. This coloured cement look product comes in a rectangular 9.2x37cm format that makes it the natural solution for both walls and floors. This collection comes in 6 different colours.

NIZA apuesta por algunos colores en tendencia con la mirada puesta en el mar. Las diferentes piezas presentan una suave destonificación aportando un toque de cerámica tradicional a este producto de vanguardia. Producto con apariencia de cemento coloreado, en formato rectangular 9,2x37cm que permite una instalación de forma natural tanto en pavimento como revestimiento. La colección se presenta en 6 colores diferentes.

● NIZA GREEN/9,2x37





NIZA

porcelain tile — 9,2x37 / 3.6x14.5"



RECOMMENDED JOINT
JUNTA RECOMENDADA
Color — Color *MAPEI | ULTRACOLOR PLUS
**KERAKOLL | FUGABELLA




29043 NIZA WHITE/9,2X37
Q30 (9,2x37 cm — 3⁵/₈x14⁹/₁₆"*)
38 patterns
*103 Mapei




29049 NIZA MUSTARD/9,2X37
Q30 (9,2x37 cm — 3⁵/₈x14⁹/₁₆"*)
38 patterns
** 29 Kerakoll



29046 NIZA CLAY/9,2X37
Q30 (9,2x37 cm — 3⁵/₈x14⁹/₁₆"*)
38 patterns
*141 Mapei



29047 NIZA TAUPE/9,2X37
Q30 (9,2x37 cm — 3⁵/₈x14⁹/₁₆"*)
38 patterns
** 44 Kerakoll



29044 NIZA GREEN/9,2X37
Q30 (9,2x37 cm — 3⁵/₈x14⁹/₁₆"*)
38 patterns
*177 Mapei



29048 NIZA GREY/9,2X37
Q30 (9,2x37 cm — 3⁵/₈x14⁹/₁₆"*)
38 patterns
** 4 Kerakoll

TECHNICAL CHARACTERISTICS

| | | | | | | | | | | |
|-------------|-------|-----------------|-------------|--------------|---------------|----------|-----------|--------------|-----------|-------------|
| MATT | GLOSS | SHADE VARIATION | SHOWER WALL | SHOWER FLOOR | FLOOR TRAFFIC | ANTISLIP | | | | |
| | | | | | | | DIN 51130 | UNE 41901 EX | BS 7976-2 | ANSI A137.1 |
| NIZA/9,2X37 | • | • | • | • | • | R10 | C2 | +36WET | >0,42 | |

PACKING

| | | | | | | | | | | | | | | |
|-------------|----------------|-----------------------|--------------|------------|--------------------|-----------|------------|-----------------|--------------|-----------------------|--------------|-----------|----------------|------------------|
| UNIT | m ² | PIECES m ² | PIECES sq ft | PIECES BOX | m ² BOX | sq ft BOX | WEIGHT BOX | WEIGHT BOX (lb) | BOXES PALLET | m ² PALLET | sq ft PALLET | cm PALLET | THICKNESS (mm) | THICKNESS (inch) |
| | | | | | | | | | | | | | | |
| NIZA/9,2X37 | • | 29 | 2,73 | 18 | 0,61 | 6,6 | 13,52 | 29,74 | 96 | 58,56 | 630,33 | 120x60x92 | 9,3 | 0,37 |

LEGACY

Porcelain Tile

15x15 / 6x25 cm
6x6" / 2.3x9.8"

green
blue
grey
white
snow

LEGACY pays tribute to the traditional artisanal technique of overlapping reactive glazes, used in the 20th century to create exclusive, unique looking ceramics of different colours and intensities. The collection's 15x15 and 6x25 cm tiles, in a choice of Blue, Green, Grey, White and Snow, stand out for their shine, volume and sense of depth, making it one of the most refreshing, innovative wall tile collections.

Un homenaje a la antigua técnica de esmaltes reactivos superpuestos empleada durante el siglo XX. En formatos 15x15 y 6x25 cm. Artesanal y tradicional, su técnica genera piezas únicas y exclusivas de diferentes tonalidades, colores e intensidades. El brillo, el volumen y la sensación de profundidad de la pieza convierten a LEGACY en una de las colecciones más rompedoras para revestimientos con sus tonalidades Green, Blue, Grey, White y Snow.

● LEGACYWHITE/6X25/8





● LEGACY BLUE/15X15/8
● LEGACY BLUE/15X15/8



● LEGACY GREY/15X15/8



● LEGACY SNOW/6X25/8 · ING.LEGACY SNOW/1.5X25

LEGACY

porcelain tile — 15 x 15 – 6 x 25 cm / 6 x 6" – 2.3 x 9.8"



RECOMMENDED JOINT
JUNTA RECOMENDADA
Color — Color *MAPEI | ULTRACOLOR PLUS
**KERAKOLL | FUGABELLA



37537 LEGACY SNOW/15X15/8
Q38 (14,8x14,8 cm — 5¹³/₁₆x5¹³/₁₆"*)
50 patterns
* 103 Mapei



37330 LEGACY SNOW/6X25/8
Q37 (6x25 cm — 2³/₈x9¹³/₁₆"*)
50 patterns
* 103 Mapei



31928 ING.LEGACY SNOW/1,5X25
H21 (1,5x25 cm — 5⁸/₁₆x9¹³/₁₆"*)



37281 LEGACY WHITE/15X15/8
Q38 (14,8x14,8 cm — 5¹³/₁₆x5¹³/₁₆"*)
50 patterns
* 111 Mapei



37280 LEGACY WHITE/6X25/8
Q37 (6x25 cm — 2³/₈x9¹³/₁₆"*)
50 patterns
* 111 Mapei



31929 ING.LEGACY WHITE/1,5X25
H21 (1,5x25 cm — 5⁸/₁₆x9¹³/₁₆"*)



37535 LEGACY GREEN/15X15/8
Q38 (14,8x14,8 cm — 5¹³/₁₆x5¹³/₁₆"*)
50 patterns
** 19 Kerakoll



37332 LEGACY GREEN/6X25/8
Q37 (6x25 cm — 2³/₈x9¹³/₁₆"*)
50 patterns
** 19 Kerakoll



31931 ING.LEGACY GREEN/1,5X25
H21 (1,5x25 cm — 5⁸/₁₆x9¹³/₁₆"*)



37536 LEGACY GREY/15X15/8
Q38 (14,8x14,8 cm — 5¹³/₁₆x5¹³/₁₆"*)
50 patterns
* 112 Mapei



37331 LEGACY GREY/6X25/8
Q37 (6x25 cm — 2³/₈x9¹³/₁₆"*)
50 patterns
* 112 Mapei



31930 ING.LEGACY GREY/1,5X25
H21 (1,5x25 cm — 5⁸/₁₆x9¹³/₁₆"*)



37534 LEGACY BLUE/15X15/8
Q38 (14,8x14,8 cm — 5¹³/₁₆x5¹³/₁₆"*)
50 patterns
* 169 Mapei



37333 LEGACY BLUE/6X25/8
Q37 (6x25 cm — 2³/₈x9¹³/₁₆"*)
50 patterns
* 169 Mapei



31932 ING.LEGACY BLUE/1,5X25
H21 (1,5x25 cm — 5⁸/₁₆x9¹³/₁₆"*)

ING: profile view
ING: vista de perfil



TECHNICAL CHARACTERISTICS

| | MATT | GLOSS | SHADE VARIATION | SHOWER WALL | SHOWER FLOOR | FLOOR TRAFFIC |
|--------------|------|-------|-----------------|-------------|--------------|---------------|
| LEGACY 15X15 | • | • | SNOW COLORS | • | • | • |
| LEGACY 6X25 | • | • | SNOW COLORS | • | • | • |
| ING.LEGACY | • | • | SNOW COLORS | • | • | • |

PACKING

| UNIT | m ² | PIECES m ² | PIECES sq ft | m ² BOX | sq ft BOX | WEIGHT BOX (kg) | WEIGHT BOX (lb) | BOXES PALLET | m ² PALLET | sq ft PALLET | cm PALLET | THICKNESS (mm) | THICKNESS (inch) | |
|--------------|----------------|-----------------------|--------------|--------------------|-----------|-----------------|-----------------|--------------|-----------------------|--------------|-----------|----------------|------------------|------|
| LEGACY 15X15 | • | 44 | 4 | 26 | 0,59 | 6,3 | 9,5 | 20,90 | 120 | 70,20 | 755,63 | 80x120x92 | 7,7 | 0,30 |
| LEGACY 6X25 | • | 67 | 6 | 32 | 0,46 | 5,17 | 6,52 | 16,74 | 106 | 51,64 | 556,00 | 120x60x90 | 6,2 | 0,32 |
| ING.LEGACY | • | 267 | 25 | 60 | 0,23 | 2,42 | 2,98 | 6,56 | 130 | 29,25 | 314,64 | 80x120x91 | 6,5 | 0,33 |

CASABLANCA

Single Fired Floor Tile

12,5x12,5 cm
5x5"

blue
green
anthracite

Inspired by traditional North-African ceramics, CASABLANCA stands out for its charming hand-crafted appearance. Thanks to its uneven edges and Mediterranean-style décors, this is a collection conspicuous for its warmth. Available in a 12.5x12.5cm format, CASABLANCA's plain white field tile and 10 different décors can be combined in a multitude of different ways. Suitable for use on both walls and floors, its slightly aged appearance is conceived to blend in harmoniously with the rest of the home.

CASABLANCA se inspira en la cerámica tradicional característica del Norte de África. Se presenta con un aspecto totalmente artesanal, donde sus bordes irregulares junto con los decorados con esencia mediterránea dan un juego de calidez excepcional. Presentada en formato 12,5X12,5 cm e infinitas combinaciones gracias a sus 10 decorados diferentes acompañados de una base lisa, dan a CASABLANCA un toque de cerámica envejecida donde el uso tanto en pavimento como revestimiento ofrece la posibilidad de conseguir un espacio en perfecta armonía con el resto del hogar.

● CASABLANCA FIDA/12,5x12,5





- CASABLANCA ZIANE/12,5x12,5
- CASABLANCA WHITE/12,5x12,5

- CASABLANCA TORRES/12,5x12,55





● CASABLANCA ATTIA/12,5x12,5



● CASABLANCA MALIK/12,5x12,5

CASABLANCA

single fired floor tile — 12,5 x 12,5 / 5 x 5"



RECOMMENDED JOINT
 JUNTA RECOMENDADA
 Color — Color *MAPEI | ULTRACOLOR PLUS
 **KERAKOLL | FUGABELLA



29412 CASABLANCA ANFA/12,5X12,5
 Q26 (12,5x12,5 cm — 4¹⁵/16x4¹⁵/16")
 9 patterns
 * 111 Mapei



29415 CASABLANCA FARISSI/12,5X12,5
 Q26 (12,5x12,5 cm — 4¹⁵/16x4¹⁵/16")
 9 patterns
 * 114 Mapei



29413 CASABLANCA FIDA/12,5X12,5
 Q26 (12,5x12,5 cm — 4¹⁵/16x4¹⁵/16")
 9 patterns
 * 114 Mapei



29416 CASABLANCA ATTIA/12,5X12,5
 Q26 (12,5x12,5 cm — 4¹⁵/16x4¹⁵/16")
 9 patterns
 * 111 Mapei



29414 CASABLANCA ZIANE/12,5X12,5
 Q26 (12,5x12,5 cm — 4¹⁵/16x4¹⁵/16")
 9 patterns
 * 111 Mapei



29417 CASABLANCA TORRES/12,5X12,5
 Q26 (12,5x12,5 cm — 4¹⁵/16x4¹⁵/16")
 9 patterns
 * 111 Mapei



TECHNICAL CHARACTERISTICS

| | MATT | GLOSS | SHADE VARIATION | SHOWER WALL | SHOWER FLOOR | FLOOR TRAFFIC |
|-----------------|------|-------|-----------------|-------------|--------------|---------------|
| CASABLANCA | • | • | • | • | • | • |
| ING. CASABLANCA | • | • | • | • | • | • |

PACKING

| UNIT | m ² | PIECES m ² | PIECES sq ft | PIECES BOX | m ² BOX | sq ft BOX | WEIGHT BOX (kg) | WEIGHT BOX (lb) | BOXES PALLET | m ² PALLET | sq ft PALLET | cm PALLET | THICKNESS (mm) | THICKNESS (inch) |
|-----------------|----------------|-----------------------|--------------|------------|--------------------|-----------|-----------------|-----------------|--------------|-----------------------|--------------|-----------|----------------|------------------|
| CASABLANCA | • | 65 | 6.04 | 32 | 0.49 | 5.3 | 8.584 | 18.88 | 120 | 58.8 | 632.92 | 120x80x78 | 8 | 0.31 |
| ING. CASABLANCA | • | 667 | 62 | 60 | 0.09 | 0.97 | 1.11 | 2.44 | 216 | 19.44 | 209.25 | 120x80x96 | 5 | 0.20 |

CASABLANCA — single fired floor tile



● CASABLANCA RIALTO/12,5x12,5

RECOMMENDED JOINT
 JUNTA RECOMENDADA
 Color — Color *MAPEI | ULTRACOLOR PLUS
 **KERAKOLL | FUGABELLA



29419 CASABLANCA KENZI/12,5X12,5
 Q26 (12,5x12,5 cm — 4¹⁵/₁₆x4¹⁵/₁₆"*)
 9 patterns
 * 111 Mapei



29420 CASABLANCA GAZA/12,5X12,5
 Q26 (12,5x12,5 cm — 4¹⁵/₁₆x4¹⁵/₁₆"*)
 9 patterns
 * 111 Mapei




29421 CASABLANCA MALIK/12,5X12,5
 Q26 (12,5x12,5 cm — 4¹⁵/₁₆x4¹⁵/₁₆"*)
 9 patterns
 * 111 Mapei



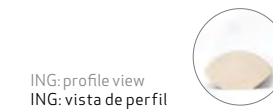
29418 CASABLANCA RIALTO/12,5X12,5
 Q26 (12,5x12,5 cm — 4¹⁵/₁₆x4¹⁵/₁₆"*)
 9 patterns
 * 114 Mapei



29422 CASABLANCA WHITE/12,5X12,5
 Q26 (12,5x12,5 cm — 4¹⁵/₁₆x4¹⁵/₁₆"*)
 9 patterns
 * 111 Mapei



29592 ING. CASABLANCA WHITE/1,2X12,5
 H27 (1,2x12,5 cm — 1/2x4¹⁵/₁₆"*)



ING: profile view
 ING: vista de perfil

TECHNICAL CHARACTERISTICS

| | MATT | GLOSS | SHADE VARIATION | SHOWER WALL | SHOWER FLOOR | FLOOR TRAFFIC |
|-----------------|------|-------|-----------------|-------------|--------------|---------------|
| CASABLANCA | • | • | • | • | • | • |
| ING. CASABLANCA | • | • | • | • | • | • |

PACKING

| UNIT | m ² | PIECES m ² | PIECES sq f | PIECES BOX | m ² BOX | sq ft BOX | WEIGHT BOX | WEIGHT BOX (lb) | BOXES PALLET | m ² PALLET | sq ft PALLET | cm PALLET | THICKNESS (mm) | THICKNESS (inch) |
|-----------------|----------------|-----------------------|-------------|------------|--------------------|-----------|------------|-----------------|--------------|-----------------------|--------------|-----------|----------------|------------------|
| CASABLANCA | • | 65 | 6.04 | 32 | 0.49 | 5.3 | 8.584 | 18.88 | 120 | 58.8 | 632.92 | 120x80x78 | 8 | 0.31 |
| ING. CASABLANCA | • | 667 | 62 | 60 | 0.09 | 0.97 | 1.11 | 2.44 | 216 | 19.44 | 209.25 | 120x80x96 | 5 | 0.20 |

CASABLANCA — single fired floor tile

RUBIK

Porcelain Tile

12,3x12,3 cm
4.8x4.8"

*white
sand
clay
taupe
sage
green
blue
silver
anthracite*

RUBIK is a 12.3x12.3cm porcelain tile collection with a strong emphasis on colour. The distinguishing hallmark of these straight-edged, smooth matt tiles is their shade variation, affording all kinds of design potential. The 9 sophisticated colours that make up the collection are rich in subtle nuances, lending a distinctive personality. This can be further enhanced by the different combinations of tile joints that RUBIK allows for.

RUBIK nos propone una colección donde el color es el protagonista. Con un amplio abanico de posibilidades, presentamos una superficie lisa en acabado mate y bordes rectos, donde la variación de tonos marca la diferencia. Además, los 9 colores de los que se compone son ricos en matices, sofisticados y capaces de dotar de personalidad a cualquier ambiente. Las grandes alternativas de decoración se amplían con las diferentes combinaciones de juntas. RUBIK es un porcelánico de formato 12,3x12,3 cm.

● RUBIK GREEN/12.3X12.3 · ING. RUBIK GREEN/1X12.3





● RUBIK SAND/12,3X12,3 · RUBIK CLAY/12,3X12,3
○ RUBIK SAGE/12,3X12,3



● RUBIK TAUPE/12.3X12.3

● RUBIK SAND/12.3X12.3 · RUBIK CLAY/12.3X12.3

○ RUBIK CLAY/12.3X12.3

● SENA WHITE SP/90X90/C/R





- RUBIK BLUE/12,3X12,3 · RUBIK ANTHRACITE/12,3X12,3
- RUBIK WHITE/12,3X12,3 · RUBIK BLUE/12,3X12,3 · RUBIK ANTHRACITE/12,3X12,3
- RUBIK BLUE/12,3X12,3

- RUBIK SAGE/12,3X12,3 · EVOQUE TAUPE SP/90X90/C/R
- RUBIK SAGE/12,3X12,3




RUBIK

porcelain tile — 12,3x12,3 / 4.8x4.8"



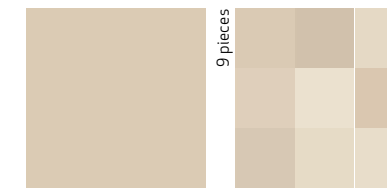
RECOMMENDED JOINT
JUNTA RECOMENDADA
Color — Color *MAPEI | ULTRACOLOR PLUS
**KERAKOLL | FUGABELLA



36711 RUBIK WHITE/12,3X12,3
Q39 (12,3x12,3 cm — 4¹³/₁₆x4¹³/₁₆"*)
12 patterns
** 2 Kerakoll



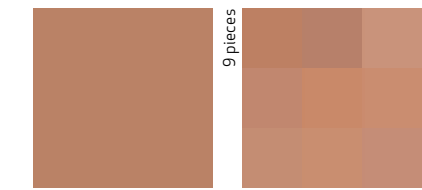
36722 ING.RUBIK WHITE/1X12,3
H31 (1x12,3 cm — 3⁷/₈x4¹³/₁₆"*)



36713 RUBIK SAND/12,3X12,3
Q39 (12,3x12,3 cm — 4¹³/₁₆x4¹³/₁₆"*)
12 patterns
** 44 Kerakoll




36724 ING.RUBIK SAND/1X12,3
H31 (1x12,3 cm — 3⁷/₈x4¹³/₁₆"*)



36720 RUBIK CLAY/12,3X12,3
Q39 (12,3x12,3 cm — 4¹³/₁₆x4¹³/₁₆"*)
12 patterns
** 32 Kerakoll




36793 ING.RUBIK CLAY/1X12,3
H31 (1x12,3 cm — 3⁷/₈x4¹³/₁₆"*)



36715 RUBIK TAUPE/12,3X12,3
Q39 (12,3x12,3 cm — 4¹³/₁₆x4¹³/₁₆"*)
12 patterns
** 43 Kerakoll



36726 ING.RUBIK TAUPE/1X12,3
H31 (1x12,3 cm — 3⁷/₈x4¹³/₁₆"*)



36718 RUBIK SAGE/12,3X12,3
Q39 (12,3x12,3 cm — 4¹³/₁₆x4¹³/₁₆"*)
12 patterns
* 18 Mapei



36728 ING.RUBIK SAGE/1X12,3
H31 (1x12,3 cm — 3⁷/₈x4¹³/₁₆"*)



36716 RUBIK GREEN/12,3X12,3
Q39 (12,3x12,3 cm — 4¹³/₁₆x4¹³/₁₆"*)
12 patterns
** 11 Kerakoll



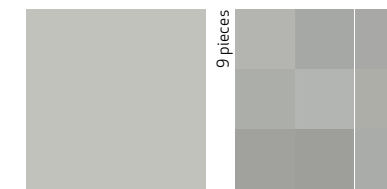
36727 ING.RUBIK GREEN/1X12,3
H31 (1x12,3 cm — 3⁷/₈x4¹³/₁₆"*)




36719 RUBIK BLUE/12,3X12,3
Q39 (12,3x12,3 cm — 4¹³/₁₆x4¹³/₁₆"*)
12 patterns
** 14 Kerakoll



36729 ING.RUBIK BLUE/1X12,3
H31 (1x12,3 cm — 3⁷/₈x4¹³/₁₆"*)



36712 RUBIK SILVER/12,3X12,3
Q39 (12,3x12,3 cm — 4¹³/₁₆x4¹³/₁₆"*)
12 patterns
** 7 Kerakoll



36794 ING.RUBIK SILVER/1X12,3
H31 (1x12,3 cm — 3⁷/₈x4¹³/₁₆"*)



36714 RUBIK ANTHRACITE/12,3X12,3
Q39 (12,3x12,3 cm — 4¹³/₁₆x4¹³/₁₆"*)
12 patterns
** 11 Kerakoll



36725 ING.RUBIK ANTHRACITE/1X12,3
H31 (1x12,3 cm — 3⁷/₈x4¹³/₁₆"*)



ING: profile view
ING: vista de perfil

TECHNICAL CHARACTERISTICS

| | MATT | GLOSS | SHADE VARIATION | SHOWER WALL | SHOWER FLOOR | FLOOR TRAFFIC | ANTISLIP |
|-----------|------|-------|-----------------|-------------|--------------|---------------|-------------|
| RUBIK | • | • | • | • | • | • | R9 C1 >0,42 |
| ING.RUBIK | • | • | • | • | • | • | |

PACKING

| UNIT | PIECES m ² | PIECES sq f | PIECES BOX | m ² BOX | sq ft BOX | WEIGHT BOX (kg) | WEIGHT BOX (lb) | BOXES PALLET | m ² PALLET | sq ft PALLET | cm PALLET | THICKNESS (mm) | THICKNESS (inch) | |
|-----------|-----------------------|-------------|------------|--------------------|-----------|-----------------|-----------------|--------------|-----------------------|--------------|-----------|----------------|------------------|------|
| RUBIK | • | 66 | 6 | 34 | 0.51 | 5.54 | 9.52 | 20.94 | 120 | 61.73 | 664.42 | 120x80x90 | 8.7 | 0.34 |
| ING.RUBIK | • | 612 | 76 | 60 | 0.07 | 0.79 | 1.3 | 2.86 | 180 | 13.28 | 142.99 | 120x80x96 | 10 | 0.39 |

TANGER

Porcelain Tile

12,3x12,3 cm
4.8x4.8"

sand
blue
green
silver

These porcelain tiles are inspired by traditional ones with Arab influences, like those found in Morocco or Southern Spain. The collection's handcrafted appearance evokes the skilled brushstrokes of a craftsman, with their movement and changing intensity of colour, in a design with a mix of organic and ornamental motifs.

Available in a new 12.3x12.3 cm porcelain tile format, Tanger is conspicuous for its slightly uneven surface and irregular sides, further enhanced by the collection's different colours.

Producto porcelánico que evoca a la influencia árabe en la cerámica tradicional, característica del sur de España y Marruecos. Su diseño artesanal nos traslada al trazo a pincel, generando cierta direccionalidad y variación de color. Se trata de una mezcla de patrones orgánicos y ornamentales.

La colección presenta un formato nuevo para la firma: 12,3x12,3 cm porcelánico. De acabado irregular tanto en la superficie como en el contorno y de gran combinación gracias a sus diferentes tonalidades.

● TANGER BLUE DHALIA/12.3X12.3 · TANGER SAND CROSS/12.3X12.3
● TANGER SAND BLOOM/12.3X12.3 · TANGER PLAIN/12.3X12.3








● TANGER BLUE DHALIA/12,3X12,3



● TANGER SILVER RHOMB/12,3X12,3

TANGER

porcelain tile — 12,3x12,3 / 4.8x4.8"



RECOMMENDED JOINT
 JUNTA RECOMENDADA
 Color — Color *MAPEI|ULTRACOLOR PLUS
 **KERAKOLL|FUGABELLA



31085 TANGER BLUE DHALIA/12,3X12,3 Q39 (12,3x12,3 cm — 4¹³/₁₆x4¹³/₁₆"*)
 6 patterns
 **1 Kerakoll



31083 TANGER SILVER RHOMB/12,3X12,3 Q39 (12,3x12,3 cm — 4¹³/₁₆x4¹³/₁₆"*)
 6 patterns
 **1 Kerakoll



31084 TANGER SAND FLOWER/12,3X12,3 Q39 (12,3x12,3 cm — 4¹³/₁₆x4¹³/₁₆"*)
 6 patterns
 **1 Kerakoll



31086 TANGER BLUE GARDEN/12,3X12,3 Q39 (12,3x12,3 cm — 4¹³/₁₆x4¹³/₁₆"*)
 6 patterns
 **1 Kerakoll



31082 TANGER SAND BLOOM/12,3X12,3 Q39 (12,3x12,3 cm — 4¹³/₁₆x4¹³/₁₆"*)
 6 patterns
 **1 Kerakoll




31081 TANGER SAND LILY/12,3X12,3 Q39 (12,3x12,3 cm — 4¹³/₁₆x4¹³/₁₆"*)
 6 patterns
 **1 Kerakoll



31079 TANGER BLUE PETALS/12,3X12,3 Q39 (12,3x12,3 cm — 4¹³/₁₆x4¹³/₁₆"*)
 6 patterns
 **1 Kerakoll



31080 TANGER SAND CROSS/12,3X12,3 Q39 (12,3x12,3 cm — 4¹³/₁₆x4¹³/₁₆"*)
 6 patterns
 **1 Kerakoll



31087 TANGER PLAIN/12,3X12,3 Q39 (12,3x12,3 cm — 4¹³/₁₆x4¹³/₁₆"*)
 **1 Kerakoll



31274 ING.TANGER PLAIN/1,2X12,3 H27 (1,2x12,3 cm — 1/2x4¹³/₁₆"*)

ING: profile view
 ING: vista de perfil



TECHNICAL CHARACTERISTICS

| | MATT | GLOSS | SHADE VARIATION | SHOWER WALL | SHOWER FLOOR | FLOOR TRAFFIC | ANTISLIP |
|------------|------|-------|-----------------|-------------|--------------|---------------|-------------|
| TANGER | • | • | • | • | • | • | R9 C1 >0,42 |
| ING.TANGER | • | • | • | • | • | • | |

PACKING

| UNIT | m ² | PIECES m ² | PIECES sq f | PIECES BOX | m ² BOX | sq ft BOX | WEIGHT BOX (kg) | WEIGHT BOX (lb) | BOXES PALLET | m ² PALLET | sq ft PALLET | cm PALLET | THICKNESS (mm) | THICKNESS (inch) |
|------------|----------------|-----------------------|-------------|------------|--------------------|-----------|-----------------|-----------------|--------------|-----------------------|--------------|------------|----------------|------------------|
| TANGER | • | 66 | 6 | 34 | 0.51 | 5.54 | 9.516 | 20.94 | 120 | 61.73 | 664.42 | 120x80x105 | 6,7 | 0.34 |
| ING.TANGER | • | 678 | 63 | 60 | 0.09 | 0.95 | 1.11 | 2.44 | 216 | 19.13 | 205.90 | 95x95x90 | 7 | 0.28 |

TANGER — porcelain tile

TANGER

SUNSET

Porcelain Tile

6x25 cm
2,3x9,8"

white
sand
sage
green
petrol
mustard

SUNSET evokes typical Mediterranean twilight evenings, with the blue sea, the gold sand, the white foam of the sea's waves and the characteristic greens of the trees.

The porcelain tile collection features a total of 6 models in a 6x25cm format, in a choice of green, mustard, petrol to sage, sand and white, perfect for use both indoors and out.

SUNSET nos traslada a los atardeceres típicos mediterráneos: los azules del mar, el dorado de la arena, el blanco de la espuma de las olas o los verdes característicos de sus árboles.

Colección de aspecto artesanal que destaca por la gran variedad de gráficas, efecto vidriado y volumen irregular de sus piezas generado por la granilla brillo. Con tonalidades como green, mustard, petrol, sage, sand y white se presenta en porcelánico con un formato de 6x25 cm.

● SUNSET GREEN/6X25/8






● SUNSET PETROL/6X25/8 · ING. SUNSET PETROL/1,5X25
● SENA BLUE SP/90X90/C/R

● SUNSET MUSTARD/6X25/8
○ SUNSET SAND/6X25/8 · SUNSET WHITE/6X25/8 · SUNSET MUSTARD/6X25/8
● SENA SAND SP/90X90/C/R





SUNSET

porcelain tile — 6x25 / 2,3x9,8"



RECOMMENDED JOINT
 JUNTA RECOMENDADA
 Color — Color *MAPEI|ULTRACOLOR PLUS
 **KERAKOLL|FUGABELLA



37330 SUNSET WHITE/6X25/8
 Q37 (6x25 cm — 2³/₈x9¹³/₁₆"*)
 40 patterns
 *100 Mapei



33132 ING. SUNSET WHITE/1,5X25
 H21 (1,5x25 cm — 5/₈x9¹³/₁₆"*)



37338 SUNSET SAND/6X25/8
 Q37 (6x25 cm — 2³/₈x9¹³/₁₆"*)
 40 patterns
 *137 Mapei



33133 ING. SUNSET SAND/1,5X25
 H21 (1,5x25 cm — 5/₈x9¹³/₁₆"*)



37336 SUNSET PETROL/6X25/8
 Q37 (6x25 cm — 2³/₈x9¹³/₁₆"*)
 40 patterns
 *6 Kerakoll



33135 ING. SUNSET PETROL/1,5X25
 H21 (1,5x25 cm — 5/₈x9¹³/₁₆"*)



37334 SUNSET GREEN/6X25/8
 Q37 (6x25 cm — 2³/₈x9¹³/₁₆"*)
 40 patterns
 *9 Kerakoll



33136 ING. SUNSET GREEN/1,5X25
 H21 (1,5x25 cm — 5/₈x9¹³/₁₆"*)



37337 SUNSET SAGE/6X25/8
 Q37 (6x25 cm — 2³/₈x9¹³/₁₆"*)
 40 patterns
 *112 Mapei



33134 ING. SUNSET SAGE/1,5X25
 H21 (1,5x25 cm — 5/₈x9¹³/₁₆"*)



37335 SUNSET MUSTARD/6X25/8
 Q37 (6x25 cm — 2³/₈x9¹³/₁₆"*)
 40 patterns
 *188 Mapei



33137 ING. SUNSET MUSTARD/1,5X25
 H21 (1,5x25 cm — 5/₈x9¹³/₁₆"*)

ING: profile view
 ING: vista de perfil



TECHNICAL CHARACTERISTICS

| | MATT | GLOSS | SHADE VARIATION | SHOWER WALL | SHOWER FLOOR | FLOOR TRAFFIC |
|-------------|------|-------|-----------------|-------------|--------------|---------------|
| SUNSET 6X25 | | | WHITE | COLORS | • | |
| ING.SUNSET | | | WHITE | COLORS | • | |

PACKING

| UNIT | m ² | PIECES m ² | PIECES sq f | PIECES BOX | m ² BOX | sq ft BOX | WEIGHT BOX (kg) | WEIGHT BOX (lb) | BOXES PALLET | m ² PALLET | sq ft PALLET | cm PALLET | THICKNESS (mm) | THICKNESS (inch) |
|-------------|----------------|-----------------------|-------------|------------|--------------------|-----------|-----------------|-----------------|--------------|-----------------------|--------------|-----------|----------------|------------------|
| SUNSET 6X25 | • | 67 | 6 | 32 | 0,48 | 5,17 | 8,52 | 18,74 | 108 | 51,84 | 558,00 | 120x80x90 | 8,2 | 0,32 |
| ING.SUNSET | • | 267 | 25 | 60 | 0,23 | 2,42 | 2,98 | 6,56 | 130 | 29,25 | 314,84 | 120x80x91 | 8,5 | 0,33 |

AQUA

Porcelain Tile

6x24,6 cm
2.3x9.7"

white
brown
green
blue
anthracite

Various generations of artists have dedicated their talents to painting ceramics. This is a deep-rooted, traditional craft that has continued through to today. AQUA pays tribute to all those artists in recognition of their contributions to the ceramic industry and the distinctive hallmark that they create.

AQUA's floral motifs on a white background conjure up all the beauty of traditional Mediterranean hand-painted ceramics, rounded off by a series of field tiles that complement the decorative ones to perfection, opening up broad-ranging decorative possibilities. The white, brown, blue, green and anthracite colours of this 6x24.6cm porcelain wall tile collection can all be inter-combined.

Varias generaciones de artistas han volcado su talento en la elaboración de piezas cerámicas pintadas a mano. Un arte muy arraigado que perdura a día de hoy. AQUA es un homenaje a todos estos artistas y el reconocimiento a su impulso y diferenciación de la industria cerámica.

Un conjunto de piezas con motivos florales sobre fondo blanco que reproducen la técnica del pincelado manual característico en nuestro entorno. Se completa la oferta de la colección con las piezas de base que se complementan a la perfección con las piezas decorativas, dando así múltiples posibilidades decorativas. Un revestimiento porcelánico de 6x24,6cm que podemos combinar entre sus tonalidades white, brown, blue, green y anthracita.

● AQUA BLUE/6X24,6





- AQUA BROWN/6X24,6 · ING. AQUA BROWN/1,5X24,6 · RABAT SAND/6X24,6
- AQUA BROWN/6X24,6 · AQUA BROWN DECOR/6X24,6 · AQUA WHITE/6X24,6 · ING. AQUA BROWN/1,5X24,6
- SENA SAND SP/90X90/C/R



● AQUA ANTHRACITE/6X24,6 · AQUA ANTHRACITE DECOR/6X24,6 · AQUA WHITE/6X24,6

● AQUA GREEN/6X24,6 · AQUA GREEN DECOR/6X24,6
● SENA WHITE SP/90X90/C/R



AQUA

porcelain tile — 6 x 24,6 cm / 2.3 x 9.7"



RECOMMENDED JOINT
JUNTA RECOMENDADA
Color — Color *MAPEI | ULTRACOLOR PLUS
**KERAKOLL | FUGABELLA



34816 AQUA WHITE/6X24,6
Q45 (6x24,6 cm — 2³/₈x9¹¹/₁₆"*)
40 patterns
* 111 Mapei



34818 AQUA BROWN/6X24,6
Q45 (6x24,6 cm — 2³/₈x9¹¹/₁₆"*)
40 patterns
* 152 Mapei




34822 AQUA BROWN DECOR/6X24,6
Q45 (6x24,6 cm — 2³/₈x9¹¹/₁₆"*)
20 patterns
* 111 Mapei



35154 ING. AQUA BROWN/1,5X24,6
H21 (1,5x24,6 cm — 5/8x9¹¹/₁₆"*)



34819 AQUA GREEN/6X24,6
Q45 (6x24,6 cm — 2³/₈x9¹¹/₁₆"*)
40 patterns
* 113 Mapei / 116 Mapei



34823 AQUA GREEN DECOR/6X24,6
Q45 (6x24,6 cm — 2³/₈x9¹¹/₁₆"*)
20 patterns
* 111 Mapei



35155 ING. AQUA GREEN/1,5X24,6
H21 (1,5x24,6 cm — 5/8x9¹¹/₁₆"*)



35156 ING. AQUA WHITE/1,5X24,6
H21 (1,5x24,6 cm — 5/8x9¹¹/₁₆"*)



34817 AQUA BLUE/6X24,6
Q45 (6x24,6 cm — 2³/₈x9¹¹/₁₆"*)
40 patterns
* 112 Mapei




34821 AQUA BLUE DECOR/6X24,6
Q45 (6x24,6 cm — 2³/₈x9¹¹/₁₆"*)
20 patterns
* 111 Mapei



35153 ING. AQUA BLUE/1,5X24,6
H21 (1,5x24,6 cm — 5/8x9¹¹/₁₆"*)



34820 AQUA ANTHRACITE/6X24,6
Q45 (6x24,6 cm — 2³/₈x9¹¹/₁₆"*)
40 patterns
** 10 Kerakoll



34824 AQUA ANTHRACITE DECOR/6X24,6
Q45 (6x24,6 cm — 2³/₈x9¹¹/₁₆"*)
40 patterns
* 111 Mapei



35152 ING. AQUA ANTHRACITE/1,5X24,6
H21 (1,5x24,6 cm — 5/8x9¹¹/₁₆"*)



ING: profile view
ING: vista de perfil

TECHNICAL CHARACTERISTICS

| | MATT | GLOSS | SHADE VARIATION | SHOWER WALL | SHOWER FLOOR | FLOOR TRAFFIC |
|-----------|------|-------|-----------------|-------------|--------------|---------------|
| AQUA | • | • | • | • | • | • |
| ING. AQUA | • | • | • | • | • | • |

PACKING

| UNIT | m ² | PIECES m ² | PIECES sq f | PIECES BOX | m ² BOX | sq ft BOX | WEIGHT BOX | WEIGHT BOX (lb) | BOXES PALLET | m ² PALLET | sq ft PALLET | cm PALLET | THICKNESS (mm) | THICKNESS (inch) |
|-----------|----------------|-----------------------|-------------|------------|--------------------|-----------|------------|-----------------|--------------|-----------------------|--------------|-----------|----------------|------------------|
| AQUA | • | 68 | 6 | 34 | 0.5 | 5.40 | 9.67 | 21.12 | 120 | 60 | 648.21 | 120x80x90 | 9 | 0.35 |
| ING. AQUA | • | 271 | 25 | 60 | 0.22 | 2.38 | 2.98 | 6.56 | 130 | 28.6 | 309.81 | 120x80x91 | 8.5 | 0.33 |

AQUA — porcelain tile

RABAT

Porcelain Tile

6x24,6 cm
2.3x9.7"

*white
sand
silver
green
blue
grey*

Inspired by the typical ceramics found in southern Spain and northern Morocco, RABAT is a matt porcelain tile collection in a 6x24.6 cm format. The collection features 6 models in white, silver, sand, grey, green and blue featuring varying designs and a mix of different shades.

Inspirada en la cerámica típica del sur de España y norte de Marruecos. RABAT de apariencia artesanal se presenta como un porcelánico mate en formato 6x24,6 cm. Disponible en 6 tonos diferentes, comparte gama cromática con SENSA, permitiendo una perfecta combinabilidad.

● RABAT SILVER/24,6 · SENSA SILVER SP/90X90/C/R







● RABAT GREEN/24,6

● RABAT BLUE/6X24,6

● SIROCCO BLUE GARDEN/22,3



RABAT

porcelain tile — 6 x 24,6 cm / 2.3 x 9.7"



33126 RABAT WHITE/6X24,6
 Q45 (6x24,6 cm — 2³/₈x9¹¹/₁₆"*)
 40 patterns
 *103 Mapei



33129 RABAT GREEN/6X24,6
 Q45 (6x24,6 cm — 2³/₈x9¹¹/₁₆"*)
 40 patterns
 **18 Kerakoll



33916 ING.RABAT WHITE/1,5X24,6
 H21 (1,5x24,6 cm — 5⁷/₈x9¹¹/₁₆"*)



33918 ING.RABAT GREEN/1,5X24,6
 H21 (1,5x24,6 cm — 5⁷/₈x9¹¹/₁₆"*)



33127 RABAT SAND/6X24,6
 Q45 (6x24,6 cm — 2³/₈x9¹¹/₁₆"*)
 40 patterns
 *123 Mapei



33130 RABAT BLUE/6X24,6
 Q45 (6x24,6 cm — 2³/₈x9¹¹/₁₆"*)
 40 patterns
 *168 Mapei



33920 ING.RABAT SAND/1,5X24,6
 H21 (1,5x24,6 cm — 5⁷/₈x9¹¹/₁₆"*)



33917 ING.RABAT BLUE/1,5X24,6
 H21 (1,5x24,6 cm — 5⁷/₈x9¹¹/₁₆"*)



33128 RABAT SILVER/6X24,6
 Q45 (6x24,6 cm — 2³/₈x9¹¹/₁₆"*)
 40 patterns
 *111 Mapei



33131 RABAT GREY/6X24,6
 Q45 (6x24,6 cm — 2³/₈x9¹¹/₁₆"*)
 40 patterns
 **8 Kerakoll



33921 ING.RABAT SILVER/1,5X24,6
 H21 (1,5x24,6 cm — 5⁷/₈x9¹¹/₁₆"*)



33919 ING.RABAT GREY/1,5X24,6
 H21 (1,5x24,6 cm — 5⁷/₈x9¹¹/₁₆"*)

RABAT collection perfectly matches with SENSE Collection
 Colección RABAT coordina con la colección SENSE

RABAT collection perfectly matches with SIROCCO Collection
 Colección RABAT coordina con la colección SIROCCO

TECHNICAL CHARACTERISTICS

| | MAINT | GLOSS | SHADE VARIATION | SHOWER WALL | SHOWER FLOOR | FLOOR TRAFFIC |
|------------|-------|-------|-----------------|-------------|--------------|---------------|
| RABAT | • | • | • | • | • | • |
| ING. RABAT | • | • | • | • | • | • |

PACKING

| UNIT | PIECES | PIECES | PIECES | m ² | sq ft | WEIGHT | WEIGHT | BOXES | m ² | sq ft | cm | THICKNESS | THICKNESS | |
|------------|----------------|--------|--------|----------------|-------|--------|----------|--------|----------------|--------|--------|-----------|-----------|------|
| PIECE | m ² | sq ft | BOX | BOX | BOX | BOX | BOX (lb) | PALLET | PALLET | PALLET | PALLET | (mm) | (inch) | |
| RABAT | • | 68 | 6 | 34 | 0.5 | 5.40 | 9.6 | 21.12 | 120 | 60 | 648.21 | 120x80x90 | 9 | 0.35 |
| ING. RABAT | • | 271 | 25 | 60 | 0.22 | 2.38 | 2.98 | 6.56 | 130 | 28.78 | 309.81 | 120x80x91 | 8.5 | 0.33 |

Wall

White Body Tile

- 150 *Gala*
- 156 *Beat*
- 162 *Levels*
- 170 *Moves*
- 178 *Nador*
- 186 *Dyroy*
- 194 *Riad*
- 206 *Sahn*
- 226 *Pasadena*
- 232 *Poitiers*
- 218 *Bari*



GALA

White body tile

33,3x100 cm
13.1x39.4"

white
green
blue
clay
taupe
grey

GALA introduces a new 33.3x100 format to the HARMONY range on a 7.5mm-thick tile body. It also takes advantage of a new decorative technique that allows for the creation of endless different bas-relief patterns, conceived to contrast with the surface finish.

GALA comes in a silky matt surface finish, with geometrical bas-relief patterns in a distinctive glossy shine. GALA's trend-setting choice of colours can easily be matched with other collections by HARMONY.

Con la colección GALA incorporamos un nuevo formato a la marca, 33,3x100 cm con un espesor de solo 7,5 mm. Además, implementamos una innovadora técnica de aplicación de esmalte. Que permite crear infinidad de patrones de bajo relieve generando un diseño de contraste con el acabado superficial.

El acabado de GALA combina la textura mate sedosa superficial con el patrón geométrico en bajo relieve de acabado brillo, que realza el diseño de la pieza. Destaca su paleta de color en tendencia que complementa el resto de colecciones de la marca.

● GALA WHITE DECOR/33,3X100/R
● EVOQUE WHITE SP/90X90/C/R





● GALA GREY DECOR/33.3X100/R



● GALA BLUE DECOR/33.3X100/R





51% recycled material
ISO 14021


RECOMMENDED JOINT
JUNTA RECOMENDADA
Color — Color *MAPEI | ULTRACOLOR PLUS
**KERAKOLL | FUGABELLA

GALA

white body tile — 33,3x100 / 13x39.3"



34775 GALA PLAIN /33,3X100/R
Q52 (33,3x100 cm — 13^{1/8}x39^{3/8}"*)
*100 Mapei



34776 GALA WHITE DECOR /33,3X100/R
Q52 (33,3x100 cm — 13^{1/8}x39^{3/8}"*)
5 patterns
*100 Mapei



34778 GALA CLAY DECOR /33,3X100/R
Q52 (33,3x100 cm — 13^{1/8}x39^{3/8}"*)
5 patterns
*138 Mapei




35306 GALA TAUPE DECOR /33,3X100/R
Q52 (33,3x100 cm — 13^{1/8}x39^{3/8}"*)
5 patterns
** 5 Kerakoll



35308 GALA BLUE DECOR /33,3X100/R
Q52 (33,3x100 cm — 13^{1/8}x39^{3/8}"*)
5 patterns
*170 Mapei



35307 GALA GREEN DECOR /33,3X100/R
Q52 (33,3x100 cm — 13^{1/8}x39^{3/8}"*)
5 patterns
** 18 Kerakoll



34777 GALA GREY DECOR /33,3X100/R
Q52 (33,3x100 cm — 13^{1/8}x39^{3/8}"*)
5 patterns
*111 Mapei

GALA collection perfectly matches with EVOQUE Collection
Colección GALA coordina con la colección EVOQUE

TECHNICAL CHARACTERISTICS

| | MATT | GLOSS | SHADE VARIATION | SHOWER WALL |
|------|------|-------|-----------------|-------------|
| GALA | • | • | • | • |

PACKING

| UNIT | m ² | PIECES m ² | PIECES sq f | PIECES BOX | m ² BOX | sq ft BOX | WEIGHT BOX (kg) | WEIGHT BOX (lb) | BOXES PALLET | m ² PALLET | sq ft PALLET | cm PALLET | THICKNESS (mm) | THICKNESS (inch) |
|------|----------------|-----------------------|-------------|------------|--------------------|-----------|-----------------|-----------------|--------------|-----------------------|--------------|------------|----------------|------------------|
| GALA | • | 3 | 0 | 6 | 2 | 21.51 | 24.92 | 54.62 | 24 | 46 | 516,15 | 116x105x48 | 7.5 | 0.30 |

BEAT

White body Tile

20x40 cm
7.8x15.7"

white
silver
anthracite
clay
blue
green

BEAT is a collection perfect for creating soothing, restful settings where you immediately feel at one with your surroundings. Its attractive rounded relief pattern, in a design with a strong sensory appeal, generates a sensation of tranquillity and wellbeing. Its soft, matt, monochrome finish brings a relaxing feel to living spaces, fostering a sense of contentment. BEAT comes in a 20x40 cm format in a selection of trendsetting colours that can be mixed and matched in multiple different ways. This is a highly versatile collection in a choice of neutral colours (White, Silver and Anthracite) and other more decorative ones (Clay, Blue and Green).

Colección que nace ante la necesidad de generar espacios en los que encontrarnos en calma y relajados. Lugares donde conectar emocionalmente con nuestro entorno. Para ello, se ha creado BEAT. Un cuidado trabajo que nos ofrece un diseño sensorial y gracias a su relieve redondeado se consigue un estado de comodidad y tranquilidad excepcional. Piezas con tonalidades suaves en acabado mate monocolor, consiguiendo crear ambientes más relajantes fomentando el bienestar. Se presenta en formato 20x40 cm disponibles en una selección de los colores en tendencia, que nos ofrecen múltiples opciones de combinabilidad. Un conjunto muy versátil, diferenciando una gama de neutros como son White, Silver y Anthracite y otras más decorativas, Clay, Blue y Green.

● BEAT ANTHRACITE/20X40





● BEAT CLAY/20X40



● BEAT WHITE/20X40



50% recycled material
ISO 14021


RECOMMENDED JOINT — JUNTA RECOMENDADA

Color — Color *MAPEI | ULTRACOLOR PLUS
**KERAKOLL | FUGABELLA


Size — Tamaño 15 mm

BEAT


white body tile — 20 x 40 / 7.8 x 15.7"




29898 BEAT WHITE/20X40
Q35 (20x40 cm — 77⁷/₈x15³/₄"*)
6 patterns
** 100 Mapei




29900 BEAT CLAY/20X40
Q35 (20x40 cm — 77⁷/₈x15³/₄"*)
6 patterns
** 141 Mapei




29899 BEAT SILVER/20X40
Q35 (20x40 cm — 77⁷/₈x15³/₄"*)
6 patterns
** 6 Kerakoll



29901 BEAT GREEN/20X40
Q35 (20x40 cm — 77⁷/₈x15³/₄"*)
6 patterns
** 8 Kerakoll



29903 BEAT ANTHRACITE/20X40
Q35 (20x40 cm — 77⁷/₈x15³/₄"*)
6 patterns
** 11 Kerakoll



29902 BEAT BLUE/20X40
Q35 (20x40 cm — 77⁷/₈x15³/₄"*)
6 patterns
** 169 Mapei

TECHNICAL CHARACTERISTICS

| | MATT | GLOSS | SHADE VARIATION |
|------|------|-------|-----------------|
| BEAT | • | • | • |

PACKING

| UNIT | m ² | PIECES m ² | PIECES sq ft | PIECES BOX | m ² BOX | sq ft BOX | WEIGHT BOX (KG) | WEIGHT BOX (lb) | BOXES PALLET | m ² PALLET | sq ft PALLET | cm PALLET | THICKNESS (mm) | THICKNESS (inch) |
|------|----------------|-----------------------|--------------|------------|--------------------|-----------|-----------------|-----------------|--------------|-----------------------|--------------|-----------|----------------|------------------|
| BEAT | • | 13 | 1 | 12 | 0.96 | 10.33 | 18 | 39.6 | 56 | 53.76 | 578.67 | 120x80x95 | 10.3 | 0.41 |

LEVELS

White body Tile


20x40 cm
7.8x15.7"

bordeaux
blue
green
sand
white
grey

This is a collection with a handcrafted appearance, inspired by the Mediterranean. Its 20x40 cm tiles stand out for the depth of their surface reliefs and their rich density of colour in areas where the glaze seems to have dripped down and concentrated. Available in a choice of six different colours—Bordeaux, Blue, Green, Sand, White and Grey—, the wall tiles each emulate six smaller mosaic tiles, with a matt background combined with a transparent glossy finish. Manufactured using **DEEP TECH** and **LAYER TECH** technology, Levels stands out for its depth, textures and surface finishes. The tiles can be laid either horizontally or vertically, infusing living spaces with a unique distinction.

De inspiración mediterránea gracias a su apariencia tradicional y con acabados artesanales, LEVELS nos presenta en un formato 20x40 cm una colección que destaca por la profundidad de sus relieves y su efecto de acumulación de color como si de un efecto de gravedad se tratase. Compuesta por 6 colores diferentes: Bordeaux, Blue, Green, Sand, White y Grey, esta colección de revestimiento está dividida en 6 teselas con un fondo mate combinado con un acabado brillante y vidriado. Producida con las tecnologías **DEEP TECH** y **LAYER TECH** nos ofrece una combinación de profundidades, texturas y acabados superficiales para generar espacios únicos gracias a su opción de colocación, tanto en vertical como en horizontal.

● LEVELS BLUE/20X40 - LEVELS WHITE/20X40





● LEVELS GREY/20X40



● LEVELS SAND/20X40





RECOMMENDED JOINT — JUNTA RECOMENDADA

Color — Color *MAPEI | ULTRACOLOR PLUS

**KERAKOLL | FUGABELLA

Size — Tamaño 15 mm

LEVELS

white body tile — 20 x 40 / 7.8 x 15.7"




31645 LEVELS WHITE/20X40
Q42 (20x40 cm — 77⁷/₈x15³/₄"*)
** 1 Kerakoll



31641 LEVELS BORDEAUX/20X40
Q42 (20x40 cm — 77⁷/₈x15³/₄"*)
* 143 Mapei




31642 LEVELS GREY/20X40
Q42 (20x40 cm — 77⁷/₈x15³/₄"*)
** 3 Kerakoll



31643 LEVELS GREEN/20X40
Q42 (20x40 cm — 77⁷/₈x15³/₄"*)
** 19 Kerakoll



31644 LEVELS SAND/20X40
Q42 (20x40 cm — 77⁷/₈x15³/₄"*)
* 123 Mapei



31640 LEVELS BLUE/20X40
Q42 (20x40 cm — 77⁷/₈x15³/₄"*)
** 10 Kerakoll

TECHNICAL CHARACTERISTICS

| | MATT | GLOSS | SHADE VARIATION |
|--------|------|-------|-----------------|
| LEVELS | • | • | • |

PACKING

| UNIT | m ² | PIECES m ² | PIECES sq ft | PIECES BOX | m ³ BOX | sq ft BOX | WEIGHT BOX | WEIGHT BOX (lb) | BOXES PALLET | m ² PALLET | sq ft PALLET | cm PALLET | THICKNESS (mm) | THICKNESS (inch) |
|--------|----------------|-----------------------|--------------|------------|--------------------|-----------|------------|-----------------|--------------|-----------------------|--------------|-----------|----------------|------------------|
| LEVELS | • | 13 | 1 | 12 | 0.96 | 10.33 | 16.29 | 35.84 | 56 | 53.76 | 578.67 | 120x80x95 | 10.3 | 0.41 |

MOVES

White body Tile

20x40 cm
7.8x15.7"

*white
sand
taupe
green
silver
anthracite*

MOVES is a 20x40cm wall tile collection conspicuous for its grooved, relief-textured design. Thanks to the use of **DEEP TECH** technology, reliefs with a hitherto unimaginable depth have been achieved. **LAYER TECH** technology has also been used to ensure a mix of textures with wide-ranging effects. The collection comes in a choice of different colours, including several warm ones.


MOVES destaca por su diseño acanalado y por sus relieves. Se trata de un revestimiento en formato 20x40 cm, que gracias a su tecnología **DEEP TECH** nos permite alcanzar unos relieves hasta ahora imposibles de realizar. Así mismo, la tecnología **LAYER TECH** otorga a la pieza una mezcla de texturas generando efectos muy variados. Se presenta en diferentes colores, destacando los cálidos.

● MOVES ANTH/20X40 · MOVES SAND/20X40





● MOVES WHITE/20X40 · MOVES SAND/20X40
● NIZA CLAY/9.2X37




● MOVES GREEN/20X40



● MOVES TAUPE/20X40 · MOVES SAND/20X40
● PATTERNS SAND GEOMETRIC/22.3/9

● MOVES SILVER/20X40
● SIROCCO BLUE ORNATE/22.3/9/9



NADOR

White body Tile

13,2x13,2 cm
5.2x5.2"

white
silver
pink
sky
mint
yellow
sand
taupe

Inspired by the traditional ceramics of North Africa and Southern Spain, NADOR stands out for its wide variety of colours, with a predominance of soft shades. Its subtle design infuses living spaces with restful elegance. The transparency of Nador's glazes brings out the beauty of its different shades, further enhanced by the handcrafted appeal of its slightly uneven surface.

Available in a 13.2x13.2 cm format, this is a wall tile collection conceived to help create one-of-a-kind living spaces.

Colección inspirada en la cerámica tradicional del sur de España y norte de África, NADOR destaca por su extensa variedad de color, donde predominan los tonos suaves. Su gráfica sutil genera elegancia y suavidad en los espacios, aflorando distintas tonalidades gracias a la transparencia de sus esmaltes y ofreciendo un acabado artesanal con irregularidades en la superficie.

Su formato 13,2x13,2 cm nos ofrece una colección idónea de revestimiento para generar espacios únicos.

● NADOR PINK/13.2X13.2





● NADOR SAND/13,2X13,2 · NADOR TAUPE/13,2X13,2

● NADOR SKY/13,2X13,2 · ING.NADOR SKY/1,5X13,2





NADOR

white body tile — 13,2x13,2 / 5.2x5.2"



RECOMMENDED JOINT
JUNTA RECOMENDADA
Color — Color *MAPEI | ULTRACOLOR PLUS
**KERAKOLL | FUGABELLA



32015 NADOR WHITE/13,2X13,2
Q44 (13,2x13,2 cm — 5³/₁₆x5³/₁₆"*)
50 patterns

** 2 Kerakoll



32136 ING.NADOR WHITE/1,5X13,2
H27 (1,5x13,2 cm — 9/₁₆x5³/₁₆"*)



32020 NADOR SILVER/13,2X13,2
Q44 (13,2x13,2 cm — 5³/₁₆x5³/₁₆"*)
50 patterns


* 127 Mapei



32138 ING.NADOR SILVER/1,5X13,2
H27 (1,5x13,2 cm — 9/₁₆x5³/₁₆"*)



ING: profile view
ING: vista de perfil



32018 NADOR PINK/13,2X13,2
Q44 (13,2x13,2 cm — 5³/₁₆x5³/₁₆"*)
50 patterns

* 163 Mapei



32142 ING.NADOR PINK/1,5X13,2
H27 (1,5x13,2 cm — 9/₁₆x5³/₁₆"*)



32017 NADOR SKY/13,2X13,2
Q44 (13,2x13,2 cm — 5³/₁₆x5³/₁₆"*)
50 patterns

* 168 Mapei



32141 ING.NADOR SKY/1,5X13,2
H27 (1,5x13,2 cm — 9/₁₆x5³/₁₆"*)



32016 NADOR MINT/13,2X13,2
Q44 (13,2x13,2 cm — 5³/₁₆x5³/₁₆"*)
50 patterns

* 176 Mapei



32143 ING.NADOR MINT/1,5X13,2
H27 (1,5x13,2 cm — 9/₁₆x5³/₁₆"*)



32022 NADOR YELLOW/13,2X13,2
Q44 (13,2x13,2 cm — 5³/₁₆x5³/₁₆"*)
50 patterns

** 24 Kerakoll



32140 ING.NADOR YELLOW/1,5X13,2
H27 (1,5x13,2 cm — 9/₁₆x5³/₁₆"*)



32021 NADOR SAND/13,2X13,2
Q44 (13,2x13,2 cm — 5³/₁₆x5³/₁₆"*)
50 patterns

* 137 Mapei



32137 ING.NADOR SAND/1,5X13,2
H27 (1,5x13,2 cm — 9/₁₆x5³/₁₆"*)



32019 NADOR TAUPE/13,2X13,2
Q44 (13,2x13,2 cm — 5³/₁₆x5³/₁₆"*)
50 patterns

* 111 Mapei



32139 ING.NADOR TAUPE/1,5X13,2
H27 (1,5x13,2 cm — 9/₁₆x5³/₁₆"*)

TECHNICAL CHARACTERISTICS

| | MATT | GLOSS | SHADE VARIATION |
|-----------|------|-------|-----------------|
| NADOR | | | |
| ING.NADOR | | | |

PACKING

| UNIT | m ² | PIECES m ² | PIECES sq f | PIECES BOX | m ² BOX | sq ft BOX | WEIGHT BOX | WEIGHT BOX (lb) | BOXES PALLET | m ² PALLET | sq ft PALLET | cm PALLET | THICKNESS (mm) | THICKNESS (inch) |
|-----------|----------------|-----------------------|-------------|------------|--------------------|-----------|------------|-----------------|--------------|-----------------------|--------------|-----------|----------------|------------------|
| NADOR | • | 57 | 5 | 57 | 1 | 10,69 | 15,65 | 34,43 | 60 | 60 | 641,42 | 120x60x98 | 10 | 0.39 |
| ING.NADOR | • | 505 | 47 | 60 | 0,12 | 1,28 | 1,76 | 3,87 | 216 | 25,66 | 276,21 | 120x60x96 | 6 | 0.24 |

DYROY

White body Tile

6,5x20 cm / 10x10 cm
2.5x7.8" / 4x4"

aqua
aubergine
blue
green
grey
white

DYROY is inspired by the northern lights. A collection in the characteristic colours of nature that can be admired in northern Norway, adapted to an artisanal-look collection of ceramic tiles. The range of tones and patterns featured in this collection recreate the shifting lights and colours of the Arctic nights. Available in 10x10 and 6.5x20 cm formats, it allows for multiple layouts.

Inspirada en las auroras boreales nace DYROY. Una colección que adopta los colores que nos ofrece la naturaleza en el norte de Noruega, adaptados a una colección cerámica de apariencia artesanal. Los diferentes tonos y la variedad gráfica de la colección, generan el movimiento de luz y color que nos ofrece la noche del ártico. Disponible en formato 10x10 y 6,5x20 cm, permite múltiples opciones de colocación.

● DYROY GREEN/6,5x20








● DYROY AUBERGINE/10x10

● DYROY BLUE/6,5x20



DYROY

white body tile — 6,5x20-10x10 / 2.5x7.8" - 4x4"



29011 DYROY WHITE/10X10
 Q20 (10x10 cm — 3¹⁵/₁₆x3¹⁵/₁₆"*)
 80 patterns
 *170 Mapei



29007 DYROY AUBERGINE/10X10
 Q20 (10x10 cm — 3¹⁵/₁₆x3¹⁵/₁₆"*)
 80 patterns
 *112 Mapei



29004 DYROY AQUA/10X10
 Q20 (10x10 cm — 3¹⁵/₁₆x3¹⁵/₁₆"*)
 80 patterns
 *176 Mapei



29019 DYROY WHITE/6,5X20
 Q20 (10x10 cm — 3¹⁵/₁₆x3¹⁵/₁₆"*)
 80 patterns
 *170 Mapei



29015 DYROY AUBERGINE/6,5X20
 Q20 (10x10 cm — 3¹⁵/₁₆x3¹⁵/₁₆"*)
 80 patterns
 *112 Mapei



29012 DYROY AQUA/6,5X20
 Q20 (10x10 cm — 3¹⁵/₁₆x3¹⁵/₁₆"*)
 80 patterns
 *176 Mapei



29010 DYROY BLUE/10X10
 Q20 (10x10 cm — 3¹⁵/₁₆x3¹⁵/₁₆"*)
 80 patterns
 **14 Kerakoll



29005 DYROY GREEN/10X10
 Q20 (10x10 cm — 3¹⁵/₁₆x3¹⁵/₁₆"*)
 80 patterns
 *177 Mapei



29006 DYROY GREY/10X10
 Q20 (10x10 cm — 3¹⁵/₁₆x3¹⁵/₁₆"*)
 80 patterns
 **8 Kerakoll



29018 DYROY BLUE/6,5X20
 Q21 (6,5x20 cm — 2⁹/₁₆x7⁷/₈"*)
 80 patterns
 **14 Kerakoll



29013 DYROY GREEN/6,5X20
 Q21 (6,5x20 cm — 2⁹/₁₆x7⁷/₈"*)
 80 patterns
 *177 Mapei



29014 DYROY GREY/6,5X20
 Q21 (6,5x20 cm — 2⁹/₁₆x7⁷/₈"*)
 80 patterns
 **8 Kerakoll



29026 TRIM DYROY BLUE/6,5X20
 H31 (6,5x20 cm — 2⁹/₁₆x7⁷/₈"*)
 80 patterns



TRIM: profile view
 TRIM: vista de perfil



TRIM: available in all colors.
 TRIM: disponible en todos los colores.

TECHNICAL CHARACTERISTICS

| | MATT | GLOSS | SHADE VARIATION |
|-------------------|------|-------|-----------------|
| DYROY/10X10 | | | |
| DYROY/6,5X20 | | | |
| TRIM.DYROY/6,5X20 | | | |

PACKING

| UNIT | m ² | PIECES m ² | PIECES sq f | PIECES BOX | m ³ BOX | sq ft BOX | WEIGHT BOX (kg) | WEIGHT BOX (lb) | BOXES PALLET | m ² PALLET | sq ft PALLET | cm PALLET | THICKNESS (mm) | THICKNESS (inch) |
|-------------------|----------------|-----------------------|-------------|------------|--------------------|-----------|-----------------|-----------------|--------------|-----------------------|--------------|-----------|----------------|------------------|
| DYROY/10X10 | • | 100 | 9.29 | 50 | 0.5 | 5.38 | 7 | 15.43 | 120 | 60 | 645.83 | 120x80x98 | 9 | 0.35 |
| DYROY/6,5X20 | • | 77 | 7.15 | 38 | 0.5 | 5.32 | 7.56 | 16.63 | 120 | 60 | 645.83 | 120x80x82 | 9 | 0.35 |
| TRIM.DYROY/6,5X20 | • | 77 | 7.15 | 38 | 0.5 | 5.32 | 7.56 | 16.63 | 120 | 60 | 645.83 | 120x80x82 | 9 | 0.35 |

RIAD

White body Tile


6,5x20 / 10x10 cm
2.5x7.8" / 4x4"

aqua
green
grey
pink
red
sand
sky
taupe
white

RIAD is a wall tile collection inspired by the hospitality and local colour of typical Moroccan guesthouses. A collection that stands out for its bright colours and the handcrafted appeal of its rich variety of shades and uneven surface, RIAD comes in a 10x10cm square format and 6.5x20cm rectangular one in a choice -of 9 colours. Great for mixing and matching with our SAHN collection.

La hospitalidad y el marcado color local de los alojamientos típicos marroquíes inspiran la colección de revestimiento RIAD. Colores brillantes y aspecto artesanal evocado tanto por la rica variedad en sus tonos como por su irregular superficie. Disponible en formato cuadrado 10x10 cm y rectangular 6,5x20 cm, y 9 variedades tonales diferentes. Combinable con nuestra colección SAHN.

● RIAD GREEN/6.5X20







● RIAD AQUA/10X10

● RIAD SKY/6.5X20





● RIAD WHITE/10X10



● RIAD GREY/6.5X20

RIAD

white body tile — 6,5x20-10x10 / 2.5x7.8" - 4x4"

RECOMMENDED JOINT
 JUNTA RECOMENDADA
 Color — Color *MAPEI|ULTRACOLOR PLUS
 **KERAKOLL|FUGABELLA



26045 RIAD WHITE/10X10
 Q20 (10x10 cm — 3¹⁵/₁₆x3¹⁵/₁₆"*)
 50 patterns
 ** 2 Kerakoll



26076 RIAD WHITE/6,5X20
 Q21 (6,5x20 cm — 2⁹/₁₆x7⁷/₈"*)
 50 patterns
 ** 2 Kerakoll



26759 TRIM. RIAD WHITE/6,5X20
 H31 (6,5x20 cm — 2⁹/₁₆x7⁷/₈"*)
 50 patterns



26047 RIAD AQUA/10X10
 Q20 (10x10 cm — 3¹⁵/₁₆x3¹⁵/₁₆"*)
 50 patterns
 * 112 Mapei



26077 RIAD AQUA/6,5X20
 Q21 (6,5x20 cm — 2⁹/₁₆x7⁷/₈"*)
 50 patterns
 * 112 Mapei



26767 TRIM. RIAD AQUA/6,5X20
 H31 (6,5x20 cm — 2⁹/₁₆x7⁷/₈"*)
 50 patterns



26049 RIAD GREEN/10X10
 Q20 (10x10 cm — 3¹⁵/₁₆x3¹⁵/₁₆"*)
 50 patterns
 ** 19 Kerakoll



26079 RIAD GREEN/6,5X20
 Q21 (6,5x20 cm — 2⁹/₁₆x7⁷/₈"*)
 50 patterns
 ** 19 Kerakoll



26769 TRIM. RIAD GREEN/6,5X20
 H31 (6,5x20 cm — 2⁹/₁₆x7⁷/₈"*)
 50 patterns

TECHNICAL CHARACTERISTICS

| | MATT | GLOSS | SHADE VARIATION |
|-------------------|------|-------|-----------------|
| RIAD/10X10 | | | |
| RIAD/6,5X20 | | | |
| TRIM. RIAD/6,5X20 | | | |

PACKING

| UNIT | m ² | PIECES m ² | PIECES sq f | PIECES BOX | BOX m ² | sq ft BOX | WEIGHT BOX (kg) | WEIGHT BOX (lb) | BOXES PALLET | m ² PALLET | sq ft PALLET | cm PALLET | THICKNESS (mm) | THICKNESS (inch) |
|-------------------|----------------|-----------------------|-------------|------------|--------------------|-----------|-----------------|-----------------|--------------|-----------------------|--------------|-----------|----------------|------------------|
| RIAD/10X10 | • | 100 | 9.29 | 50 | 0.5 | 5.38 | 7 | 15.43 | 120 | 60 | 645.83 | 120x60x98 | 9 | 0.35 |
| RIAD/6,5X20 | • | 77 | 7.15 | 38 | 0.5 | 5.32 | 7.56 | 16.63 | 120 | 60 | 645.83 | 120x60x82 | 9 | 0.35 |
| TRIM. RIAD/6,5X20 | • | 77 | 7.15 | 38 | 0.5 | 5.32 | 7.56 | 16.63 | 120 | 60 | 645.83 | 120x60x82 | 9 | 0.35 |



26051 RIAD PINK/10X10
 Q20 (10x10 cm — 3¹⁵/₁₆x3¹⁵/₁₆*)
 50 patterns
 ** 48 Kerakoll



26081 RIAD PINK/6,5X20
 Q21 (6,5x20 cm — 2⁹/₁₆x7⁷/₈*)
 50 patterns
 ** 48 Kerakoll



26770 TRIM. RIAD PINK/6,5X20
 H31 (6,5x20 cm — 2⁹/₁₆x7⁷/₈*)
 50 patterns




26050 RIAD SKY/10X10
 Q20 (10x10 cm — 3¹⁵/₁₆x3¹⁵/₁₆*)
 50 patterns
 ** 14 Kerakoll



26080 RIAD SKY/6,5X20
 Q21 (6,5x20 cm — 2⁹/₁₆x7⁷/₈*)
 50 patterns
 ** 14 Kerakoll



26768 TRIM. RIAD SKY/6,5X20
 H31 (6,5x20 cm — 2⁹/₁₆x7⁷/₈*)
 50 patterns



27346 RIAD RED/10X10
 Q20 (10x10 cm — 3¹⁵/₁₆x3¹⁵/₁₆*)
 50 patterns
 ** 42 Kerakoll



27349 RIAD RED/6,5X20
 Q21 (6,5x20 cm — 2⁹/₁₆x7⁷/₈*)
 50 patterns
 ** 42 Kerakoll



27352 TRIM. RIAD RED/6,5X20
 H31 (6,5x20 cm — 2⁹/₁₆x7⁷/₈*)
 50 patterns



27347 RIAD TAUPE/10X10
 Q20 (10x10 cm — 3¹⁵/₁₆x3¹⁵/₁₆*)
 50 patterns
 * 133 Mapei



27350 RIAD TAUPE/6,5X20
 Q21 (6,5x20 cm — 2⁹/₁₆x7⁷/₈*)
 50 patterns
 * 133 Mapei



27353 TRIM. RIAD TAUPE/6,5X20
 H31 (6,5x20 cm — 2⁹/₁₆x7⁷/₈*)
 50 patterns



27345 RIAD SAND/10X10
 Q20 (10x10 cm — 3¹⁵/₁₆x3¹⁵/₁₆*)
 50 patterns
 ** 21 Kerakoll



27348 RIAD SAND/6,5X20
 Q21 (6,5x20 cm — 2⁹/₁₆x7⁷/₈*)
 50 patterns
 ** 21 Kerakoll




27351 TRIM. RIAD SAND/6,5X20
 H31 (6,5x20 cm — 2⁹/₁₆x7⁷/₈*)
 50 patterns



26048 RIAD GREY/10X10
 Q20 (10x10 cm — 3¹⁵/₁₆x3¹⁵/₁₆*)
 50 patterns
 * 127 Mapei



26078 RIAD GREY/6,5X20
 Q21 (6,5x20 cm — 2⁹/₁₆x7⁷/₈*)
 50 patterns
 * 127 Mapei



26771 TRIM. RIAD GREY/6,5X20
 H31 (6,5x20 cm — 2⁹/₁₆x7⁷/₈*)
 50 patterns

TECHNICAL CHARACTERISTICS

PACKING

| | FINISH | | | PACKING | | | | | | | | | | | | | | |
|-------------------|--------|-------|-----------------|----------------|----------------|-----------------------|-------------|------------|--------------------|-----------|-----------------|-----------------|--------------|-----------------------|--------------|-----------|----------------|------------------|
| | MATT | GLOSS | SHADE VARIATION | UNIT | m ² | PIECES m ² | PIECES sq f | PIECES BOX | m ² BOX | sq ft BOX | WEIGHT BOX (kg) | WEIGHT BOX (lb) | BOXES PALLET | m ² PALLET | sq ft PALLET | cm PALLET | THICKNESS (mm) | THICKNESS (inch) |
| RIAD/10X10 | • | • | • | PIECE | • | 100 | 9.29 | 50 | 0.5 | 5.38 | 7 | 15.43 | 120 | 60 | 645.83 | 120x60x98 | 9 | 0.35 |
| RIAD/6,5X20 | • | • | • | m ² | • | 77 | 7.15 | 38 | 0.5 | 5.32 | 7.56 | 16.63 | 120 | 60 | 645.83 | 120x60x82 | 9 | 0.35 |
| TRIM. RIAD/6,5X20 | • | • | • | PIECE | • | 77 | 7.15 | 38 | 0.5 | 5.32 | 7.56 | 16.63 | 120 | 60 | 645.83 | 120x60x82 | 9 | 0.35 |



TRIM: profile view
 TRIM: vista de perfil

SAHN

White body Tile

6,5x20 / 10x10 cm
2.5x7.8" / 4x4"

aqua
green
grey
pink
red
sand
sky
taupe
white

SAHN is a large and colourful collection reminiscent of the handcrafted ceramic tiles that were a traditional feature of Arab-style interior courtyards. A wide range of patterns and colour combinations are the hallmarks of this collection. Available in nine colours with a matt finish, it comes in a choice of two formats: 10x10 and 6.5x20 cm. Great for mixing and matching with our RIAD collection.

SAHN, una colección amplia y colorista que nos invita a recuperar el trabajo de cerámica artesanal tan característico de los patios interiores de las construcciones de influencia Árabe. Variedad gráfica y mezcla de diferentes tonalidades son una de las principales características de esta colección. Presentada en nueve colores en acabado mate, está disponible en dos formatos diferentes 10x10 y 6,5x20 cm. Combinable con nuestra colección RIAD.

● SAHN WHITE/10x10








● SAHN AQUA/6,5x20 · SAHN SKY/6,5x20

● SAHN TAUPE/6,5x20
● NIZA MUSTARD/9,2X37





SAHN

white body tile — 6,5x20-10x10 / 2.5x7.8" - 4x4"



RECOMMENDED JOINT
JUNTA RECOMENDADA
Color — Color *MAPEI|ULTRACOLOR PLUS
**KERAKOLL|FUGABELLA



28902 SAHN WHITE/10X10
Q20 (10x10 cm — 3¹⁵/₁₆x3¹⁵/₁₆"*)
50 patterns
** 2 Kerakoll



28911 SAHN WHITE/6,5X20
Q21 (6,5x20 cm — 2⁹/₁₆x7⁷/₈"*)
50 patterns
** 2 Kerakoll



28920 TRIM. SAHN WHITE/6,5X20
H31 (6,5x20 cm — 2⁹/₁₆x7⁷/₈"*)
50 patterns
** 2 Kerakoll



28894 SAHN AQUA/10X10
Q20 (10x10 cm — 3¹⁵/₁₆x3¹⁵/₁₆"*)
50 patterns
* 112 Mapei



28903 SAHN AQUA/6,5X20
Q21 (6,5x20 cm — 2⁹/₁₆x7⁷/₈"*)
50 patterns
* 112 Mapei



28912 TRIM. SAHN AQUA/6,5X20
H31 (6,5x20 cm — 2⁹/₁₆x7⁷/₈"*)
50 patterns
* 112 Mapei



28895 SAHN GREEN/10X10
Q20 (10x10 cm — 3¹⁵/₁₆x3¹⁵/₁₆"*)
50 patterns
** 19 Kerakoll



28904 SAHN GREEN/6,5X20
Q21 (6,5x20 cm — 2⁹/₁₆x7⁷/₈"*)
50 patterns
** 19 Kerakoll



28913 TRIM. SAHN GREEN/6,5X20
H31 (6,5x20 cm — 2⁹/₁₆x7⁷/₈"*)
50 patterns
** 19 Kerakoll

TECHNICAL CHARACTERISTICS

| | MATT | GLOSS | SHADE VARIATION |
|------------------|------|-------|-----------------|
| SAHN/10X10 | • | • | • |
| SAHN/6,5X20 | • | • | • |
| TRIM.SAHN/6,5X20 | • | • | • |

PACKING

| UNIT | m ² | PIECES m ² | PIECES sq f | PIECES BOX | m ³ BOX | sq ft BOX | WEIGHT BOX (kg) | WEIGHT BOX (lb) | BOXES PALLET | m ² PALLET | sq ft PALLET | cm PALLET | THICKNESS (mm) | THICKNESS (inch) |
|------------------|----------------|-----------------------|-------------|------------|--------------------|-----------|-----------------|-----------------|--------------|-----------------------|--------------|-----------|----------------|------------------|
| SAHN/10X10 | • | 100 | 9.29 | 50 | 0.5 | 5.38 | 7 | 15.43 | 120 | 60 | 645.83 | 120x80x98 | 9 | 0.35 |
| SAHN/6,5X20 | • | 77 | 7.15 | 38 | 0.5 | 5.32 | 7.56 | 16.63 | 120 | 60 | 645.83 | 120x80x82 | 9 | 0.35 |
| TRIM.SAHN/6,5X20 | • | 77 | 7.15 | 38 | 0.5 | 5.32 | 7.56 | 16.63 | 120 | 60 | 645.83 | 120x80x82 | 9 | 0.35 |

SAHN — white body tile



28897 SAHN PINK/10X10
 Q20 (10x10 cm — 3¹⁵/₁₆x3¹⁵/₁₆*)
 50 patterns
 ** 48 Kerakoll



28906 SAHN PINK/6,5X20
 Q21 (6,5x20 cm — 2⁹/₁₆x7⁷/₈*)
 50 patterns
 ** 48 Kerakoll



28915 TRIM. SAHN PINK/6,5X20
 H31 (6,5x20 cm — 2⁹/₁₆x7⁷/₈*)
 50 patterns
 ** 48 Kerakoll



28900 SAHN SKY/10X10
 Q20 (10x10 cm — 3¹⁵/₁₆x3¹⁵/₁₆*)
 50 patterns
 ** 14 Kerakoll



28909 SAHN SKY/6,5X20
 Q21 (6,5x20 cm — 2⁹/₁₆x7⁷/₈*)
 50 patterns
 ** 14 Kerakoll



28918 TRIM. SAHN SKY/6,5X20
 H31 (6,5x20 cm — 2⁹/₁₆x7⁷/₈*)
 50 patterns
 ** 14 Kerakoll



28898 SAHN RED/10X10
 Q20 (10x10 cm — 3¹⁵/₁₆x3¹⁵/₁₆*)
 50 patterns
 ** 42 Kerakoll



28907 SAHN RED/6,5X20
 Q21 (6,5x20 cm — 2⁹/₁₆x7⁷/₈*)
 50 patterns
 ** 42 Kerakoll



28916 TRIM. SAHN RED/6,5X20
 H31 (6,5x20 cm — 2⁹/₁₆x7⁷/₈*)
 50 patterns
 ** 42 Kerakoll



28901 SAHN TAUPE/10X10
 Q20 (10x10 cm — 3¹⁵/₁₆x3¹⁵/₁₆*)
 50 patterns
 * 133 Mapei



28910 SAHN TAUPE/6,5X20
 Q21 (6,5x20 cm — 2⁹/₁₆x7⁷/₈*)
 50 patterns
 * 133 Mapei



28919 TRIM. SAHN TAUPE/6,5X20
 H31 (6,5x20 cm — 2⁹/₁₆x7⁷/₈*)
 50 patterns
 * 133 Mapei



28899 SAHN SAND/10X10
 Q20 (10x10 cm — 3¹⁵/₁₆x3¹⁵/₁₆*)
 50 patterns
 ** 21 Kerakoll



28908 SAHN SAND/6,5X20
 Q21 (6,5x20 cm — 2⁹/₁₆x7⁷/₈*)
 50 patterns
 ** 21 Kerakoll



28917 TRIM. SAHN SAND/6,5X20
 H31 (6,5x20 cm — 2⁹/₁₆x7⁷/₈*)
 50 patterns
 ** 21 Kerakoll



28896 SAHN GREY/10X10
 Q20 (10x10 cm — 3¹⁵/₁₆x3¹⁵/₁₆*)
 50 patterns
 * 127 Mapei



28905 SAHN GREY/6,5X20
 Q21 (6,5x20 cm — 2⁹/₁₆x7⁷/₈*)
 50 patterns
 * 127 Mapei



28914 TRIM. SAHN GREY/6,5X20
 H31 (6,5x20 cm — 2⁹/₁₆x7⁷/₈*)
 50 patterns
 * 127 Mapei

TECHNICAL CHARACTERISTICS

PACKING

| | FINISH | | | PACKING | | | | | | | | | | | | | | |
|------------------|--------|-------|-----------------|---------|----------------|-----------------------|-------------|------------|--------------------|-----------|-----------------|-----------------|--------------|-----------------------|--------------|-----------|----------------|------------------|
| | MATT | GLOSS | SHADE VARIATION | UNIT | m ² | PIECES m ² | PIECES sq f | PIECES BOX | m ² BOX | sq ft BOX | WEIGHT BOX (kg) | WEIGHT BOX (lb) | BOXES PALLET | m ² PALLET | sq ft PALLET | cm PALLET | THICKNESS (mm) | THICKNESS (inch) |
| SAHN/10X10 | • | • | • | PIECE | • | 100 | 9.29 | 50 | 0.5 | 5.38 | 7 | 15.43 | 120 | 60 | 645.83 | 120x60x98 | 9 | 0.35 |
| SAHN/6,5X20 | • | • | • | PIECE | • | 77 | 7.15 | 38 | 0.5 | 5.32 | 7.56 | 16.63 | 120 | 60 | 645.83 | 120x60x82 | 9 | 0.35 |
| TRIM.SAHN/6,5X20 | • | • | • | PIECE | • | 77 | 7.15 | 38 | 0.5 | 5.32 | 7.56 | 16.63 | 120 | 60 | 645.83 | 120x60x82 | 9 | 0.35 |



TRIM: profile view
 TRIM: vista de perfil

BARI

White body Tile

6x24,6 cm
2.3x9.7"

white
brown
sand
silver
green
blue

BARI is inspired by traditional tile-making techniques, with tiles in a 6x24.6 format whose uneven, slightly concave surface evokes all the charm of hand-crafted ones. Its shine, rich patterns and traditional local colours conjure up the shores of the Mediterranean Sea. The collection is rounded off by a décor in a choice of 6 colours, whose embossed surface, in subtly varying hues, fits in harmoniously with the rest of the collection, adding to its decorative appeal.

Colección que recoge y reproduce técnicas de fabricación de la cerámica tradicional. Una base con superficie irregular y ligeramente cóncava evoca el acabado artesanal del producto en un formato de 6x24,6. El brillo de las piezas, su riqueza gráfica, así como los colores propios de la zona, nos transportan a orillas del Mediterráneo. La colección se completa con una pieza decorativa, con un relieve degradado que le confiere al conjunto un mayor valor decorativo manteniendo la armonía en 6 tonalidades diferentes.

● BARI SAND/6X25 · BARI SAND DECOR/6X25





● BARI GREEN DECOR/6X24,6 · BARI GREEN/6X24,6



● BARI BLUE DECOR/6X24,6



● BARI BROWN/6X24,6 · BARI BROWN DECOR/6X24,6 · ING. BARI BROWN/1,5X24,6

● PATTERNS SAND SQUARE/22,3

BARI

white body tile — 6 x 24,6 / 2.3 x 9.7"



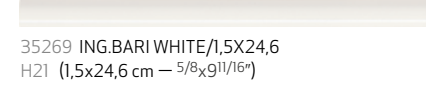
RECOMMENDED JOINT
 JUNTA RECOMENDADA
 Color — Color *MAPEI|ULTRACOLOR PLUS
 **KERAKOLL|FUGABELLA



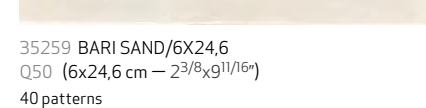
35256 BARI WHITE/6X24,6
 Q50 (6x24,6 cm — 2³/₈x9¹/₁₆"*)
 40 patterns
 *111 Mapei



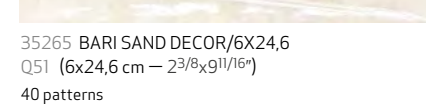
35263 BARI WHITE DECOR/6X24,6
 Q51 (6x24,6 cm — 2³/₈x9¹/₁₆"*)
 40 patterns
 *111 Mapei



35269 ING.BARI WHITE/1,5X24,6
 H21 (1,5x24,6 cm — 5/8x9¹/₁₆"*)




35259 BARI SAND/6X24,6
 Q50 (6x24,6 cm — 2³/₈x9¹/₁₆"*)
 40 patterns
 **43 Kerakoll



35265 BARI SAND DECOR/6X24,6
 Q51 (6x24,6 cm — 2³/₈x9¹/₁₆"*)
 40 patterns
 **43 Kerakoll



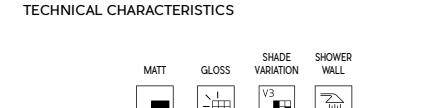
35271 ING.BARI SAND/1,5X24,6
 H21 (1,5x24,6 cm — 5/8x9¹/₁₆"*)



35260 BARI BROWN/6X24,6
 Q50 (6x24,6 cm — 2³/₈x9¹/₁₆"*)
 40 patterns
 *133 Mapei



35266 BARI BROWN DECOR/6X24,6
 Q51 (6x24,6 cm — 2³/₈x9¹/₁₆"*)
 40 patterns
 *133 Mapei



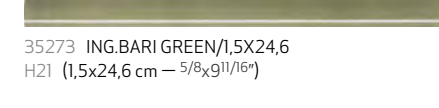
35272 ING.BARI BROWN/1,5X24,6
 H21 (1,5x24,6 cm — 5/8x9¹/₁₆"*)



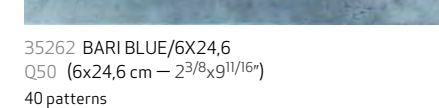
35261 BARI GREEN/6X24,6
 Q50 (6x24,6 cm — 2³/₈x9¹/₁₆"*)
 40 patterns
 *115 Mapei



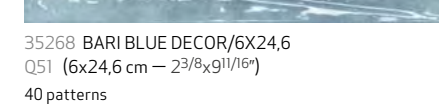
35267 BARI GREEN DECOR/6X24,6
 Q51 (6x24,6 cm — 2³/₈x9¹/₁₆"*)
 40 patterns
 *115 Mapei



35273 ING.BARI GREEN/1,5X24,6
 H21 (1,5x24,6 cm — 5/8x9¹/₁₆"*)




35262 BARI BLUE/6X24,6
 Q50 (6x24,6 cm — 2³/₈x9¹/₁₆"*)
 40 patterns
 **14 Kerakoll



35268 BARI BLUE DECOR/6X24,6
 Q51 (6x24,6 cm — 2³/₈x9¹/₁₆"*)
 40 patterns
 **14 Kerakoll



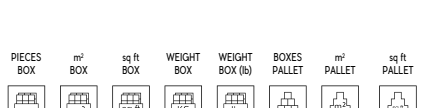
35274 ING.BARI BLUE/1,5X24,6
 H21 (1,5x24,6 cm — 5/8x9¹/₁₆"*)



35258 BARI SILVER/6X24,6
 Q50 (6x24,6 cm — 2³/₈x9¹/₁₆"*)
 40 patterns
 **7 Kerakoll



35264 BARI SILVER DECOR/6X24,6
 Q51 (6x24,6 cm — 2³/₈x9¹/₁₆"*)
 40 patterns
 **7 Kerakoll



35270 ING.BARI SILVER/1,5X24,6
 H21 (1,5x24,6 cm — 5/8x9¹/₁₆"*)



ING: profile view
 ING: vista de perfil

TECHNICAL CHARACTERISTICS

| | MATT | GLOSS | SHADE VARIATION | SHOWER WALL |
|-----------|------|-------|-----------------|-------------|
| BARI | • | • | • | • |
| ING. BARI | • | • | • | • |

PACKING

| UNIT | PIECES m ² | PIECES m ² | PIECES sq ft | PIECES BOX | m ² BOX | sq ft BOX | WEIGHT BOX (kg) | WEIGHT BOX (lb) | BOXES PALLET | m ² PALLET | sq ft PALLET | cm PALLET | THICKNESS (mm) | THICKNESS (inch) |
|-----------|-----------------------|-----------------------|--------------|------------|--------------------|-----------|-----------------|-----------------|--------------|-----------------------|--------------|-----------|----------------|------------------|
| BARI | • | 68 | 6 | 34 | 0.5 | 5.40 | 7.8 | 17.16 | 120 | 60 | 648.21 | 120x80x90 | 9 | 0.35 |
| ING. BARI | • | 271 | 25 | 60 | 0.22 | 2.38 | 2.98 | 6.56 | 130 | 26.6 | 309.81 | 120x80x91 | 8.5 | 0.33 |

BARI — white body tile

PASADENA

White body Tile

7,5x30 cm
3x11.8"

blue
green
moonlight
taupe
white

This 7.5 x30cm wall tile collection combines a handcrafted appearance with the shine typical of a glaze with a mother-of-pearl or aged effect. Available in a choice of colours, it comes in 8 different patterns for greater visual variety. Thanks to its artisanal charm and the ease with which it can be combined with other materials. PASADENA can be used to dress up all kinds of surfaces.

Esta colección cerámica para revestimiento en formato 7,5x30 cm combina su apariencia artesanal con un brillo característico del esmaltado nacarado o de efecto envejecido. Disponible en diferentes tonos con 8 gráficas distintas que amplían su riqueza visual. Su aspecto artesanal y su fácil combinabilidad convierten esta colección cerámica en un elemento perfecto para recubrir todo tipo de superficies.


● PASADENA WHITE/30






● CALIFORNIA GREEN/30

● PASADENA BLUE/30 - CALIFORNIA BLUE/30



PASADENA

white body tile — 7,5 x 30 / 3 x 11.8"



21602 CALIFORNIA WHITE
Q4 (7,5x30 cm — 2¹⁵/₁₆x11¹³/₁₆"*)
*103 Mapei



21600 CALIFORNIA TAUPE
Q4 (7,5x30 cm — 2¹⁵/₁₆x11¹³/₁₆"*)
*133 Mapei



21601 CALIFORNIA MOONLIGHT
Q4 (7,5x30 cm — 2¹⁵/₁₆x11¹³/₁₆"*)
** 8 Kerakoll



21598 CALIFORNIA GREEN
Q4 (7,5x30 cm — 2¹⁵/₁₆x11¹³/₁₆"*)
** 9 Kerakoll



21599 CALIFORNIA BLUE
Q4 (7,5x30 cm — 2¹⁵/₁₆x11¹³/₁₆"*)
** 16 Kerakoll



21100 PASADENA WHITE
Q4 (7,5x30 cm — 2¹⁵/₁₆x11¹³/₁₆"*)
8 patterns
*103 Mapei



21103 PASADENA TAUPE
Q4 (7,5x30 cm — 2¹⁵/₁₆x11¹³/₁₆"*)
8 patterns
*133 Mapei



21102 PASADENA MOONLIGHT
Q4 (7,5x30 cm — 2¹⁵/₁₆x11¹³/₁₆"*)
8 patterns
** 8 Kerakoll



21099 PASADENA GREEN
Q4 (7,5x30 cm — 2¹⁵/₁₆x11¹³/₁₆"*)
8 patterns
** 9 Kerakoll



21101 PASADENA BLUE
Q4 (7,5x30 cm — 2¹⁵/₁₆x11¹³/₁₆"*)
8 patterns
** 16 Kerakoll



21824 M.PASADENA WHITE
H20 (4x30 cm — 1⁹/₁₆x11¹³/₁₆"*)



M: profile view
M: vista de perfil



M: Available in all colors.
M: Disponible en todos los colores.

TECHNICAL CHARACTERISTICS

| | MATT | GLOSS | SHADE VARIATION |
|------------|------|-------|-----------------|
| PASADENA | • | • | • |
| CALIFORNIA | • | • | • |
| M.PASADENA | • | • | • |

PACKING

| | UNIT | PIECES m ² | PIECES sq f | PIECES BOX | m ² BOX | sq ft BOX | WEIGHT BOX (kg) | WEIGHT BOX (lb) | BOXES PALLET | m ² PALLET | sq ft PALLET | cm PALLET | THICKNESS (mm) | THICKNESS (inch) |
|------------|------|-----------------------|-------------|------------|--------------------|-----------|-----------------|-----------------|--------------|-----------------------|--------------|-----------|----------------|------------------|
| PASADENA | • | 44 | 4.13 | 22 | 0.5 | 5.33 | 7.108 | 15.64 | 130 | 65 | 699.65 | 120x80x90 | 9 | 0.35 |
| CALIFORNIA | • | 44 | 4.13 | 22 | 0.5 | 5.33 | 7.108 | 15.64 | 130 | 65 | 699.65 | 120x80x90 | 9 | 0.35 |
| M.PASADENA | • | 83 | 7.74 | 18 | 0.22 | 2.33 | 2.9 | 6.36 | 130 | 28,1 | 302 | 120x80x90 | 19 | 0.75 |

POITIERS

White body Tile

7,5x30 cm
3x11.8"

Pearl
Beige
Ecrú
Latte
Rose
Bordeaux
Mint
Green
Azure
Indigo
Moonlight
Smoke
White
Black

POITIERS, one of HARMONY's hallmark collections, has been revamped to include more colours than ever thanks to 3 new models. The brand's wider choice of colours makes for an appealing and timeless product. This 7.5x30 cm decorative wall tile collection combines a handcrafted look with a shine evocative of traditional glazed ceramic tiles. Available in different colours, the collection also features matching moulding tiles in the same shades. A collection perfect for settings of all kinds, thanks to its handcrafted appeal and inter-combinability.

POITIERS, una de las colecciones emblemáticas de HARMONY rejuvenece y amplía su extensa oferta de colores con la incorporación de 3 nuevas referencias. Convirtiéndose la oferta más amplia en cuanto a colores de la marca, en un producto sugerente y atemporal. Esta colección apta para revestimiento en formato 7,5x30 cm combina su apariencia artesanal con un brillo característico del esmaltado clásico. Disponible en tonos diferentes, cuenta también con molduras adaptadas a todos ellos. Su aspecto artesanal y su fácil combinabilidad convierten esta colección cerámica en un elemento perfecto para recubrir todo tipo de superficies.


● POITIERS SMOKE/30





● POITIERS INDIGO/30

● POITIERS ROSE/30





POITIERS

white body tile — 7,5 x 30 / 3 x 11.8"



RECOMMENDED JOINT
 JUNTA RECOMENDADA
 Color — Color *MAPEI|ULTRACOLOR PLUS
 **KERAKOLL|FUGABELLA



16182 POITIERS PEARL/30
 Q4 (7,5x30 cm — 2¹⁵/₁₆x11¹³/₁₆"*)
 ** 24 Kerakoll



19808 POITIERS BEIGE/30
 Q4 (7,5x30 cm — 2¹⁵/₁₆x11¹³/₁₆"*)
 ** 20 Kerakoll



19809 POITIERS ECRU/30
 Q4 (7,5x30 cm — 2¹⁵/₁₆x11¹³/₁₆"*)
 ** 3 Kerakoll



16184 POITIERS LATTE/30
 Q4 (7,5x30 cm — 2¹⁵/₁₆x11¹³/₁₆"*)
 ** 134 Kerakoll



19806 POITIERS ROSE/30
 Q4 (7,5x30 cm — 2¹⁵/₁₆x11¹³/₁₆"*)
 ** 39 Kerakoll



29029 POITIERS BORDEAUX/30
 Q4 (7,5x30 cm — 2¹⁵/₁₆x11¹³/₁₆"*)
 ** 10 Kerakoll



25968 POITIERS-MINT/30
 Q4 (7,5x30 cm — 2¹⁵/₁₆x11¹³/₁₆"*)
 ** 177 Kerakoll



29028 POITIERS GREEN/30
 Q4 (7,5x30 cm — 2¹⁵/₁₆x11¹³/₁₆"*)
 ** 19 Kerakoll



21571 POITIERS AZURE/30
 Q4 (7,5x30 cm — 2¹⁵/₁₆x11¹³/₁₆"*)
 ** 169 Kerakoll



29030 POITIERS INDIGO/30
 Q4 (7,5x30 cm — 2¹⁵/₁₆x11¹³/₁₆"*)
 ** 16 Kerakoll



20594 POITIERS MOONLIGHT/30
 Q4 (7,5x30 cm — 2¹⁵/₁₆x11¹³/₁₆"*)
 ** 111 Kerakoll



16186 POITIERS SMOKE/30
 Q4 (7,5x30 cm — 2¹⁵/₁₆x11¹³/₁₆"*)
 ** 10 Kerakoll



13238 POITIERS-W/30
 Q4 (7,5x30 cm — 2¹⁵/₁₆x11¹³/₁₆"*)
 ** 103 Kerakoll



13240 POITIERS-N/30
 Q4 (7,5x30 cm — 2¹⁵/₁₆x11¹³/₁₆"*)
 ** 12 Kerakoll



RECOMMENDED JOINT
 JUNTA RECOMENDADA
 Color — Color *MAPEI | ULTRACOLOR PLUS
 **KERAKOLL | FUGABELLA



19490 POITIERS-W/MATT/30
 Q4 (7,5x30 cm — 2¹⁵/₁₆x11¹³/₁₆"*)
 **103 Kerakoll



13248 POITIERS-W/15
 Q25 (7,5x15 cm — 2¹⁵/₁₆x5¹⁵/₁₆"*)
 **103 Kerakoll



20609 POITIERS MOONLIGHT/15
 Q25 (7,5x15 cm — 2¹⁵/₁₆x5¹⁵/₁₆"*)
 **111 Kerakoll



16951 TRIM. POITIERS-W/30
 H21 (7,5x30 cm — 2¹⁵/₁₆x11¹³/₁₆"*)



TRIM: profile view
 TRIM: vista de perfil




13243 M. POITIERS-W/30
 H33 (5x30 cm — 2x11¹³/₁₆"*)



M: profile view
 M: vista de perfil



17863 L. VIENNE-W/30
 H27 (2x30 cm — 1¹³/₁₆x11¹³/₁₆"*)



L: profile view
 L: vista de perfil

TRIM, M., L. available in all colors.
 TRIM, M., L. disponible en todos los colores.



● POITIERS-W/MATT/30

TECHNICAL CHARACTERISTICS

| | MATT | | GLOSS | | SHADE VARIATION | |
|-------------------|------|---|-------|---|-----------------|---|
| | ■ | ■ | ■ | ■ | VI | ■ |
| POITIERS/15 | • | • | • | • | • | • |
| POITIERS/30 | • | • | • | • | • | • |
| POITIERS/MATT/30 | • | • | • | • | • | • |
| TRIM. POITIERS/30 | • | • | • | • | • | • |
| M. POITIERS/30 | • | • | • | • | • | • |
| L. VIENNE | • | • | • | • | • | • |

PACKING

| | UNIT | PIECES m ² | PIECES sq f | PIECES BOX | m ² BOX | sq ft BOX | WEIGHT BOX (kg) | WEIGHT BOX (lb) | BOXES PALLET | m ² PALLET | sq ft PALLET | cm PALLET | THICKNESS (mm) | THICKNESS (inch) |
|-------------------|-------|-----------------------|-------------|------------|--------------------|-----------|-----------------|-----------------|--------------|-----------------------|--------------|-----------|----------------|------------------|
| | | | | | | | | | | | | | | |
| POITIERS/15 | PIECE | 89 | 8.26 | 44 | 0.5 | 5.33 | 7.02 | 15.44 | 115 | 57.5 | 618.92 | 120x80x90 | 9 | 0.35 |
| POITIERS/30 | PIECE | 44 | 4.13 | 22 | 0.5 | 5.33 | 7.108 | 15.64 | 130 | 65 | 699.65 | 120x80x90 | 9 | 0.35 |
| POITIERS/MATT/30 | PIECE | 44 | 4.13 | 22 | 0.5 | 5.33 | 7.108 | 15.64 | 130 | 65 | 699.65 | 120x80x90 | 9 | 0.35 |
| TRIM. POITIERS/30 | PIECE | 44 | 4.13 | 22 | 0.5 | 5.33 | 7.46 | 16.41 | 130 | 65 | 692.66 | 120x80x90 | 9 | 0.35 |
| M. POITIERS/30 | PIECE | 67 | 6.19 | 18 | 0.27 | 2.91 | 4.7 | 10.34 | 85 | 22.1 | 237.88 | 120x80x72 | 19 | 0.75 |
| L. VIENNE | PIECE | 167 | 15.48 | 49 | 0.29 | 3.16 | 5.59 | 12.3 | 85 | 24.65 | 265.33 | 120x80x72 | 13 | 0.51 |

POITIERS — white body tile

Aditional Information

Información adicional

243 *Technologies — Tecnologías*

244 *Complementary piece — Pieza complementaria*

246 *Iconography — Iconografía*

247 *Regulation — Normativa*

250 *Technical Characteristic — Características Técnicas*

252 *Handling — Manipulado*

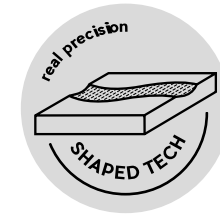
254 *Cleaning — Limpieza*

Technologies

Tecnologías

At HARMONY we strive to keep at the forefront, both in technology and in applications of new products and services conceived to impress customers and to guarantee high added value.

En HARMONY trabajamos para estar a la vanguardia en tecnología y aplicaciones de nuevos productos y servicios con un alto valor añadido que consigan sorprender y satisfacer a nuestros clientes.




SHAPED

Real precision · Precisión real

Reliefs are created via digital technology perfectly coordinated with graphic printing to generate the most natural pieces ever seen in ceramic.

Relieves creados de manera digital perfectamente coordinados con la impresión gráfica para generar las piezas más naturales nunca vistas en cerámica.



LAYER TECH

Multi texture surface · Múltiples texturas

Allows to create different surface layers, generating varying effects on the same tile. This leads to hitherto unimaginable spectacular finishes on the tiles.

Permite crear texturas en diferentes capas de la superficie generando efectos variados en una misma pieza. Acabados espectaculares hasta ahora imposibles de conseguir en cerámica.



DEEP TECH

Extraordinary relief · Relieve extraordinario.

Relief surfaces can be created with an extraordinary depth, with reliefs as deep as 8 mm. This new technology opens up new broad-ranging decorative potential.

Permite realizar relieves con un nivel de profundidad extraordinario, llegando hasta los 8 mm de relieve. Esta nueva tecnología abre un universo de posibilidades decorativas.

Complementary piece


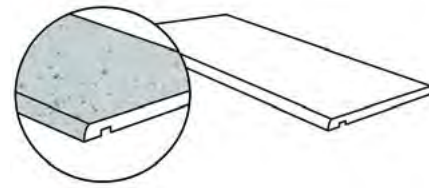
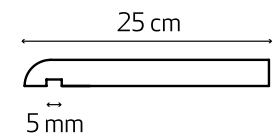
Pieza complementaria

WINDOWSILL - ALFÉIZAR

AF.

25x90 cm — 10x36"

H46

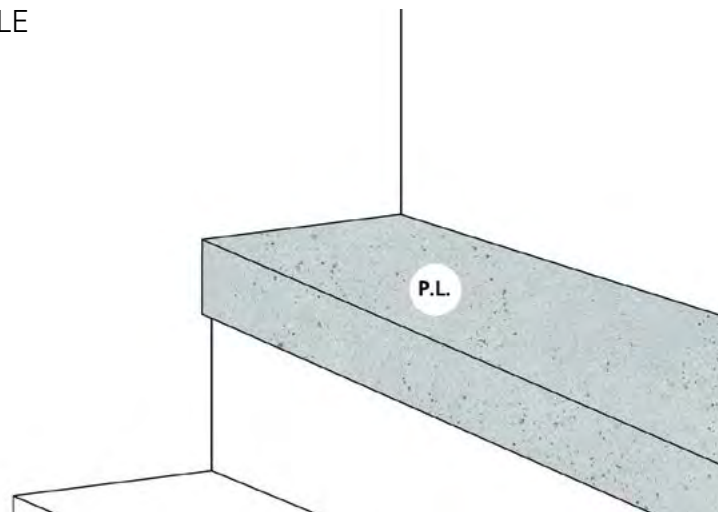
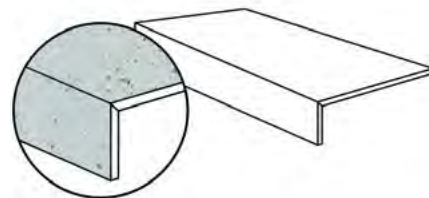
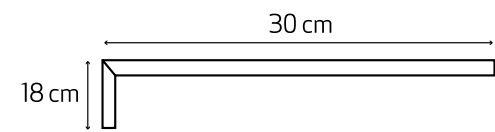


SEAMLESS TECHNICAL STAIR-TREAD - PELDAÑO TÉCNICO SIMPLE

PL./18

30x90 cm — 12x36"

H76

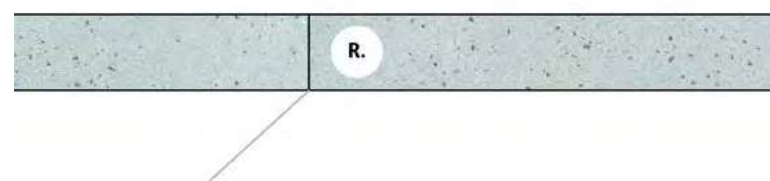
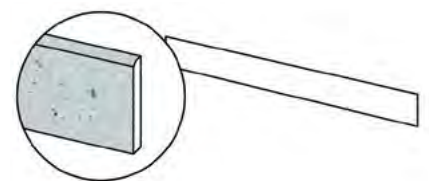
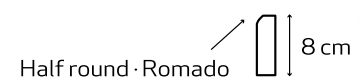


SKIRTING - RODAPIE

R.

8x90 cm — 3x36"

H33

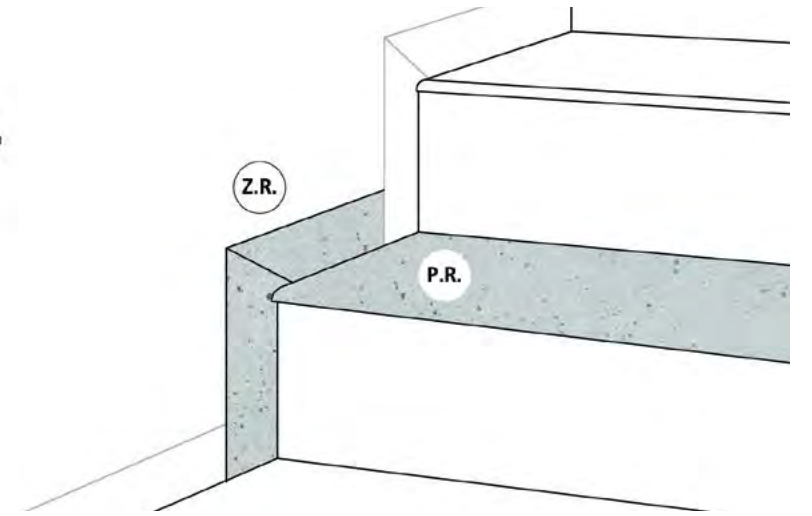
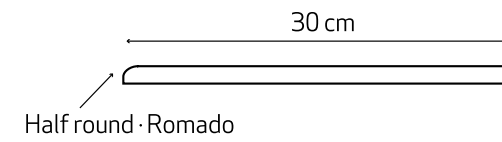
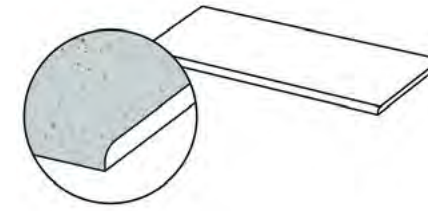


ROUNDED STAIR-TREAD - PELDAÑO ROMO

PR.

30x90 cm — 12x36"

H47

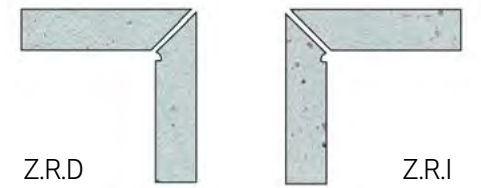
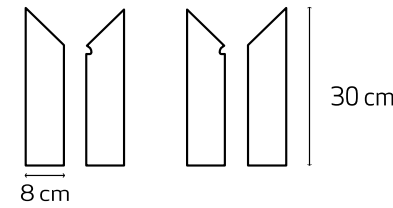


SKIRTING PIECES ROUNDED STAIR-TREAD - ZANQUÍN ROMO

Z.R.

8x30 cm — 3x12"

H5

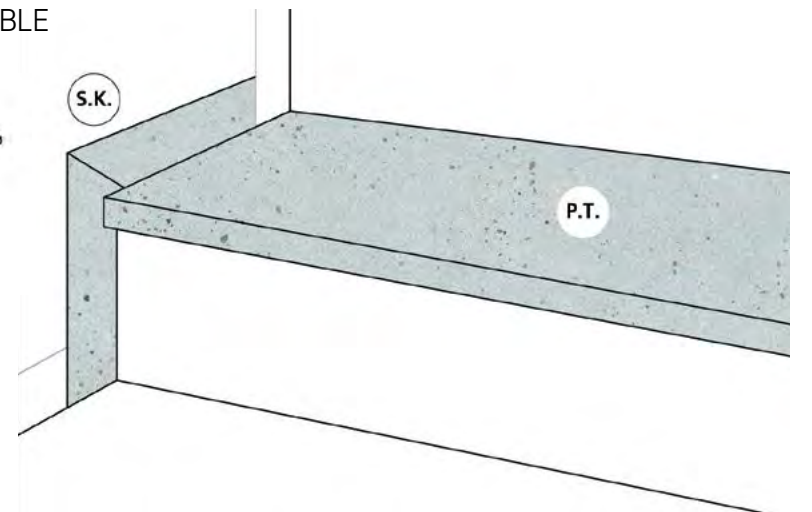
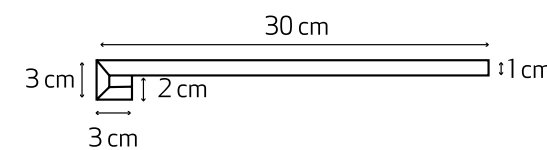
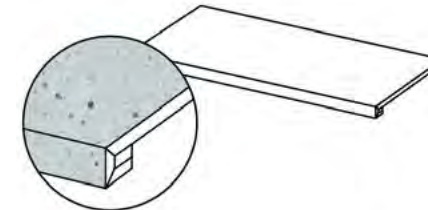


DOUBLE TECHNICAL STAIR-TREAD - PELDAÑO TÉCNICO DOBLE

P.T.

30x90 cm — 12x36"

H47

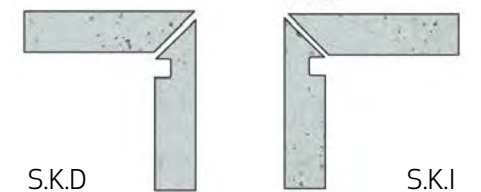
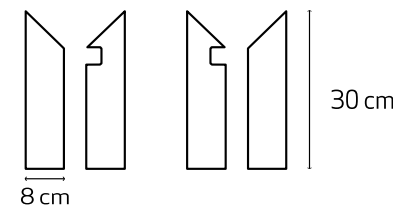


SKIRTING PIECES DOUBLE TECHNICAL STAIR-TREAD - ZANQUÍN ANGULAR

S.K.

8x30 cm — 3x12"








H5



Iconography







Iconografía

TECHNICAL CHARACTERISTICS

| | | |
|---|---|-----------------------------------|
|  | Mate | Matt |
|  | Brillo | Gloss |
|  | Variación en tonalidad uniforme | Uniform shade |
|  | Variación en tonalidad ligera | Slight shade variation |
|  | Variación en tonalidad media | Medium shade variation |
|  | Variación en tonalidad pronunciada | Pronounced shade variation |
|  | Revestimiento ducha | Suitable for shower wall |

PACKING

| | | | |
|--|----------------|---------------------------|-------------------------|
|  | PIECE | Venta por piezas | Sell for unit |
|  | m ² | Venta por m ² | Sell for m ² |
|  | m | Piezas por m ² | Pieces fo rsq ft |
|  | | Piezas por caja | Pieces box |
|  | m ² | m ² por caja | sq ft for box |
|  | KG | Kg por caja | lb for box |
|  | | Cajas pallet | Boxes pallet |
|  | | m ² por pallet | sq ft for pallet |
|  | cm | cm pallet | cm pallet |
|  | | Medida tesela | Chip size |
|  | | Espesor (mm) | Thickness (inch) |

| | | |
|---|---|--|
|  | Pavimento ducha | Suitable for shower floor |
|  | Pavimento | Floor traffic |
|  | Normativa anideslizamiento DIN 51130 | Antislipl regulations DIN 51130 |
|  | Normativa anideslizamiento UNE 41901 EX | Antislipl regulations UNE 41901 EX |
|  | Normativa anideslizamiento- BS 7976-2 | Antislipl regulationso BS 7976-2 |
|  | Normativa anideslizamiento- ANSI A 137.1 | Antislipl regulationso ANSI A 137.1 |

Regulation

Normativa

UNE-EN.14411

| | NORMA NORM | GRES PORCELÁNICO PORCELAIN TILES | | PAVIMENTO DE GRES SINGLE FIRED FLOOR TILES | | REVESTIMIENTO WALL TILES | | | | |
|---|--|---|----------------------------------|---|----------------------------------|---|----------------------------------|--------------|-------------|--------------|
| | | ANEXO-ANNEX G | | ANEXO-ANNEX I | | ANEXO-ANNEX K | | | | |
| | | GRUPO-GROUP BIa | | GRUPO-GROUP BIa | | GRUPO-GROUP BIII | | | | |
| UNE-EN-ISO 10545 | | 7<N<15 cm | N≥15 cm | 7<N<15 cm | N≥15 cm | 7<N<15 cm | N≥15 cm | | | |
| Longitud y anchura - Lenght and width | | ±0,9 mm | ±0,6 % | ± 2,0 mm | ± 0,9 mm | ±0,9 % | ±2,0 mm | ±0,75 % | ±0,50 % | ±2,0 cm |
| Espesor - thickness | Valor declarado - Declared value | | Valor declarado - Declared value | | Valor declarado - Declared value | | Valor declarado - Declared value | | | |
| | Desviación W Desviation W | ±0,5mm | ±5% | ±0,5 mm | ±0,5 mm | ±5% | ±0,5mm | ±0,5% | ±10% | ±0,5 mm |
| Rectitud de lados - Straightness of sides | | ±0,75 mm | ±0,5 % | ±1,5 mm | ±0,75 mm | ±0,5 % | ±1,5 mm | ±0,5 % | ±0,3 % | ±1,5 mm |
| -2 Ortogonalidad - Rectangularity | | ±0,75 mm | ±0,5 % | ±2,0 mm | ±0,75 mm | ±0,5 % | ±2,0 mm | ±0,75 % | ±0,5 % | ±2,0 mm |
| | Central - Centre | ±0,75 mm | ±0,5 % | ±2,0 mm | ±0,75 mm | ±0,5 % | ±2,0 mm | +0,75/-0,5 % | +0,5/-0,3 % | +2,0/-1,5 mm |
| Curvatura - Curvature | Lateral - Edge | ±0,75 mm | ±0,5 % | ±2,0 mm | ±0,75 mm | ±0,5 % | ±2,0 mm | +0,75/-0,5 % | +0,5/-0,3 % | +2,0/-1,5 mm |
| | Alabeo - Warpage | ±0,75 mm | ±0,5 % | ±2,0 mm | ±0,75 mm | ±0,5 % | ±2,0 mm | ±0,75 % | ±0,5 % | ±2,0 mm |
| Aspecto superficial - Surface quality | | 95% | | 95% | | 95% | | | | |
| -3 Absorción de agua - Water absorption | | ≤0,5 % | | 3 < E ≤ 6 % | | E > 10 % (Si E > 20 % indicar fabricante) (If E > 20 % indicate manufacturer) | | | | |
| -4 Fuerza de rotura en N - Breaking strength, in N | e ≥ 7,5 mm | ≥ 1300 N | | ≥ 1000 N | | ≥ 600 N | | | | |
| | e < 7,5 mm | ≥ 700 N | | ≥ 600 N | | ≥ 200 N | | | | |
| Resistencia a la flexión N/mm2 Modulus of rupture, in N/mm2 | | Media-Average ≥ 35 | | Media-Average ≥ 22 | | Media-Average ≥ 12 (Si e ≥ 7,5mm) Media-Average ≥ 15 (Si e < 7,5mm) | | | | |
| -7 Resistencia a la abrasión superficial Resistance to surface abrasion | | Declarar clase y nº revoluciones Report abrasion class and cycles passed | | Declarar clase y nº revoluciones Report abrasion class and cycles passed | | No aplica - No apply | | | | |
| -9 Resistencia al choque térmico Thermal shock resistance | | Cumple - Pass | | Cumple - Pass | | Cumple - Pass | | | | |
| -11 Resistencia al cuarteo - Crazeing resistance | | Cumple - Pass | | Cumple - Pass | | Cumple - Pass | | | | |
| -12 Resistencia a la helada - Frost resistance | | Cumple - Pass | | Cumple - Pass | | No aplica - No apply | | | | |
| -13 Resistencia a ácidos y bases -Resistance to acids and alkalis | Baja concentración Low concentration | Valor declarado - Declared value | | Valor declarado - Declared value | | Valor declarado - Declared value | | | | |
| | Alta concentración High concentration | Valor declarado - Declared value | | Valor declarado - Declared value | | Valor declarado - Declared value | | | | |
| Productos domésticos y sales para piscinas Household chemicals and swimming pool salts | | mín GB | | mín GB | | mín GB | | | | |
| -14 Resistencia a las manchas - Resistance to stains | | Mínimo clase - Minium class 3 | | Mínimo clase - Minium class 3 | | Mínimo clase - Minium class 3 | | | | |
| EN-101 Dureza Mohs - Hardness (Mohs scale) | | Valor declarado - Declared value | | Valor declarado - Declared value | | Valor declarado - Declared value | | | | |
| Resistencia al deslizamiento - Slip resistance | | Cuando se exija - When required | | Cuando se exija - When required | | No aplica - No apply | | | | |

Technical Characteristics

Características Técnicas

| COLLECTION COLECCIÓN | ITEM · ARTÍCULO | REF. REF. | DIN-5130 (R9-RI2) | UNE 41901 EX (CLASS 1-3) | BS 7976-2 (NET) | ANSI A 137.1 (DCOF) | ISO-10545-7 (PEI) | PAGE PÁG. | |
|----------------------|-----------------|------------------------------|-------------------|--------------------------|-----------------|---------------------|-------------------|-------------|-------|
| A | AQUA | AQUA WHITE/6X24,6 | 34816 | - | - | - | - | 132 | |
| | AQUA | AQUA GREEN/6X24,6 | 34819 | - | - | - | - | 132 | |
| | AQUA | AQUA GREEN DECOR/6X24,6 | 34823 | - | - | - | - | 132 | |
| | AQUA | AQUA BROWN/6X24,6 | 34818 | - | - | - | - | 132 | |
| | AQUA | AQUA BROWN DECOR/6X24,6 | 34822 | - | - | - | - | 132 | |
| | AQUA | AQUA BLUE/6X24,6 | 34817 | - | - | - | - | 132 | |
| | AQUA | AQUA BLUE DECOR/6X24,6 | 34821 | - | - | - | - | 132 | |
| | AQUA | AQUA ANTHRACITE/6X24,6 | 34820 | - | - | - | - | 132 | |
| | AQUA | AQUA ANTHRACITE DECOR/6X24,6 | 34824 | - | - | - | - | 132 | |
| B | BAYAMO | BAYAMO WHITE/22,3/9 | 37344 | R-10 | C2 | +36 | > 0,42 | PEI4 | 44/50 |
| | BAYAMO | BAYAMO WHITE/22,3 | 25374 | R-10 | C2 | +36 | > 0,42 | PEI4 | 44/50 |
| | BAYAMO | BAYAMO GREY/22,3/9 | 37395 | R-10 | C2 | +36 | > 0,42 | PEI4 | 44/50 |
| | BAYAMO | BAYAMO GREY/22,3 | 25373 | R-10 | C2 | +36 | > 0,42 | PEI4 | 44/50 |
| C | CASABLANCA | CASABLANCA ZIANE/12,5X12,5 | 29414 | - | - | - | - | PEI4 | 96 |
| | CASABLANCA | CASABLANCA WHITE/12,5X12,5 | 29422 | - | - | - | - | PEI4 | 96 |
| | CASABLANCA | CASABLANCA TORRES/12,5X12,5 | 29417 | - | - | - | - | PEI4 | 96 |
| | CASABLANCA | CASABLANCA RIALTO/12,5X12,5 | 29418 | - | - | - | - | PEI4 | 96 |
| | CASABLANCA | CASABLANCA MALIK/12,5X12,5 | 29421 | - | - | - | - | PEI4 | 96 |
| | CASABLANCA | CASABLANCA KENZI/12,5X12,5 | 29419 | - | - | - | - | PEI4 | 96 |
| | CASABLANCA | CASABLANCA GAZA/12,5X12,5 | 29420 | - | - | - | - | PEI4 | 96 |
| | CASABLANCA | CASABLANCA FIDA/12,5X12,5 | 29413 | - | - | - | - | PEI4 | 96 |
| | CASABLANCA | CASABLANCA FARISSI/12,5X12,5 | 29415 | - | - | - | - | PEI4 | 96 |
| | CASABLANCA | CASABLANCA ATTIA/12,5X12,5 | 29416 | - | - | - | - | PEI4 | 96 |
| | CASABLANCA | CASABLANCA ANFA/12,5X12,5 | 29412 | - | - | - | - | PEI4 | 96 |
| | CUBAN | CUBAN WHITE STAR/22,3/9 | 37243 | R-10 | C2 | +36 | > 0,42 | PEI4 | 44 |
| | CUBAN | CUBAN WHITE ORNATE/22,3/9 | 37242 | R-10 | C2 | +36 | > 0,42 | PEI4 | 44 |
| | CUBAN | CUBAN SILVER STAR/22,3/9 | 37241 | R-10 | C2 | +36 | > 0,42 | PEI4 | 44 |
| | CUBAN | CUBAN SILVER ORNATE/22,3/9 | 37239 | R-10 | C2 | +36 | > 0,42 | PEI4 | 44 |
| | CUBAN | CUBAN BLOCK/22,3/9 | 37237 | R-10 | C2 | +36 | > 0,42 | PEI4 | 44 |
| | CUBAN | CUBAN SILVER SKY/22,3/9 | 37240 | R-10 | C2 | +36 | > 0,42 | PEI4 | 44 |
| | CUBAN | CUBAN SILVER ARROW/22,3/9 | 37238 | R-10 | C2 | +36 | > 0,42 | PEI4 | 44 |
| E | EVOQUE | EVOQUE WHITE SP/90X90/C/R | 34779 | R-10 | C2 | +36 | > 0,42 | PEI4 | 24 |

| COLLECTION COLECCIÓN | ITEM · ARTÍCULO | REF. REF. | DIN-5130 (R9-RI2) | UNE 41901 EX (CLASS 1-3) | BS 7976-2 (NET) | ANSI A 137.1 (DCOF) | ISO-10545-7 (PEI) | PAGE PÁG. | |
|----------------------|-----------------|-----------------------------|-------------------|--------------------------|-----------------|---------------------|-------------------|-------------|----|
| | EVOQUE | EVOQUE TAUPE SP/90X90/C/R | 34780 | R-10 | C2 | +36 | > 0,42 | PEI4 | 24 |
| | EVOQUE | EVOQUE GREY SP/90X90/C/R | 34781 | R-10 | C2 | +36 | > 0,42 | PEI3 | 24 |
| | EVOQUE | EVOQUE GREEN SP/90X90/C/R | 34783 | R-10 | C2 | +36 | > 0,42 | PEI3 | 24 |
| | EVOQUE | EVOQUE CLAY SP/90X90/C/R | 34782 | R-10 | C2 | +36 | > 0,42 | PEI4 | 24 |
| | EVOQUE | EVOQUE BLUE SP/90X90/C/R | 34784 | R-10 | C2 | +36 | > 0,42 | PEI3 | 24 |
| H | HAVANA | HAVANA WHITE ROUND/22,3/9 | 37275 | R-10 | C2 | +36 | > 0,42 | PEI4 | 50 |
| | HAVANA | HAVANA WHITE PETALS/22,3/9 | 37274 | R-10 | C2 | +36 | > 0,42 | PEI4 | 50 |
| | HAVANA | HAVANA WHITE HERALD/22,3/9 | 37273 | R-10 | C2 | +36 | > 0,42 | PEI4 | 50 |
| | HAVANA | HAVANA WHITE GARDEN/22,3/9 | 37272 | R-10 | C2 | +36 | > 0,42 | PEI4 | 50 |
| | HAVANA | HAVANA WHITE FLOWER/22,3/9 | 37271 | R-10 | C2 | +36 | > 0,42 | PEI4 | 50 |
| | HAVANA | HAVANA WHITE CROSS/22,3/9 | 37270 | R-10 | C2 | +36 | > 0,42 | PEI4 | 50 |
| | HAVANA | HAVANA SILVER ORNATE/22,3/9 | 37269 | R-10 | C2 | +36 | > 0,42 | PEI4 | 50 |
| L | LEGACY | LEGACY WHITE/15X15/8 | 37281 | - | - | - | - | - | 88 |
| | LEGACY | LEGACY WHITE/6X25/8 | 37280 | - | - | - | - | - | 88 |
| | LEGACY | LEGACY SNOW/15X15/8 | 37537 | - | - | - | - | - | 88 |
| | LEGACY | LEGACY GREY/15X15/8 | 37536 | - | - | - | - | - | 88 |
| | LEGACY | LEGACY GREY/6X25/8 | 37331 | - | - | - | - | - | 88 |
| | LEGACY | LEGACY GREEN/15X15/8 | 37535 | - | - | - | - | - | 88 |
| | LEGACY | LEGACY GREEN/6X25/8 | 37332 | - | - | - | - | - | 88 |
| | LEGACY | LEGACY BLUE/15X15/8 | 37534 | - | - | - | - | - | 88 |
| | LEGACY | LEGACY BLUE/6X25/8 | 37333 | - | - | - | - | - | 88 |
| | LEGACY | LEGACY SNOW/6X25/8 | 37330 | - | - | - | - | - | 88 |
| M | MESTRAL | MESTRAL ROSETTE/22,3/9 | 36521 | R-10 | C2 | +36 | > 0,42 | PEI4 | 58 |
| | MESTRAL | MESTRAL GARDEN/22,3/9 | 36522 | R-10 | C2 | +36 | > 0,42 | PEI4 | 58 |
| | MESTRAL | MESTRAL FLOWER/22,3/9 | 36524 | R-10 | C2 | +36 | > 0,42 | PEI4 | 58 |
| | MESTRAL | MESTRAL DIAMOND/22,3/9 | 36520 | R-10 | C2 | +36 | > 0,42 | PEI4 | 58 |
| | MESTRAL | MESTRAL CROSS/22,3/9 | 36523 | R-10 | C2 | +36 | > 0,42 | PEI4 | 58 |
| | MESTRAL | MESTRAL BLOOM/22,3/9 | 36519 | R-10 | C2 | +36 | > 0,42 | PEI4 | 58 |
| N | NIZA | NIZA WHITE/9,2X37 | 29043 | R-10 | C2 | +36 | > 0,42 | PEI4 | 82 |
| | NIZA | NIZA WHITE HEXA/21,5X25 | 29083 | R-10 | C2 | +36 | > 0,42 | PEI4 | 82 |
| | NIZA | NIZA TAUPE/9,2X37 | 29047 | R-10 | C2 | +36 | > 0,42 | PEI3 | 82 |
| | NIZA | NIZA MUSTARD/9,2X37 | 29049 | R-10 | C2 | +36 | > 0,42 | PEI3 | 82 |

| COLLECTION COLECCIÓN | ITEM · ARTÍCULO | REF. REF. | DIN-5130 (R9-RI2) | UNE 41901 EX (CLASS 1-3) | BS 7976-2 (NET) | ANSI A 137.1 (DCOF) | ISO-10545-7 (PEI) | PAGE PÁG. | |
|----------------------|-----------------|-------------------------------------|-------------------|--------------------------|-----------------|---------------------|-------------------|-------------|-----|
| | NIZA | NIZA GREY/9,2X37 | 29048 | R-10 | C2 | +36 | > 0,42 | PEI3 | 82 |
| | NIZA | NIZA GREEN/9,2X37 | 29044 | R-10 | C2 | +36 | > 0,42 | PEI3 | 82 |
| | NIZA | NIZA CLAY/9,2X37 | 29046 | R-10 | C2 | +36 | > 0,42 | PEI3 | 82 |
| P | PATTERNS | PATTERNS SAND SQUARE/22,3/9 | 36512 | R-10 | C2 | +36 | > 0,42 | PEI3 | 66 |
| | PATTERNS | PATTERNS SAND GEOMET- RIC/22,3/9 | 36511 | R-10 | C2 | +36 | > 0,42 | PEI3 | 66 |
| | PATTERNS | PATTERNS SAND DIAMOND/22,3/9 | 36510 | R-10 | C2 | +36 | > 0,42 | PEI3 | 66 |
| | PATTERNS | PATTERNS PINK SQUARE/22,3/9 | 36509 | R-10 | C2 | +36 | > 0,42 | PEI3 | 66 |
| | PATTERNS | PATTERNS PINK GEOMETRIC/22,3/9 | 36508 | R-10 | C2 | +36 | > 0,42 | PEI3 | 66 |
| | PATTERNS | PATTERNS PINK DIAMOND/22,3/9 | 36491 | R-10 | C2 | +36 | > 0,42 | PEI3 | 66 |
| R | RABAT | RABAT WHITE/6X24,6 | 33126 | - | - | - | - | - | 140 |
| | RABAT | RABAT SILVER/6X24,6 | 33128 | - | - | - | - | - | 140 |
| | RABAT | RABAT SAND/6X24,6 | 33127 | - | - | - | - | - | 140 |
| | RABAT | RABAT GREY/6X24,6 | 33131 | - | - | - | - | - | 140 |
| | RABAT | RABAT GREEN/6X24,6 | 33129 | - | - | - | - | - | 140 |
| | RABAT | RABAT BLUE/6X24,6 | 33130 | - | - | - | - | - | 140 |
| | RUBIK | RUBIK WHITE/12,3X12,3 | 36711 | R-9 | C1 | - | > 0,42 | PEI4 | 106 |
| | RUBIK | RUBIK TAUPE/12,3X12,3 | 36715 | R-9 | C1 | - | > 0,42 | PEI3 | 140 |
| | RUBIK | RUBIK SILVER/12,3X12,3 | 36712 | R-9 | C1 | - | > 0,42 | PEI3 | 140 |
| | RUBIK | RUBIK SAND/12,3X12,3 | 36713 | R-9 | C1 | - | > 0,42 | PEI3 | 140 |
| | RUBIK | RUBIK SAGE/12,3X12,3 | 36718 | R-9 | C1 | - | > 0,42 | PEI3 | 140 |
| | RUBIK | RUBIK GREEN/12,3X12,3 | 36716 | R-9 | C1 | - | > 0,42 | PEI3 | 140 |
| | RUBIK | RUBIK CLAY/12,3X12,3 | 36720 | R-9 | C1 | - | > 0,42 | PEI3 | 140 |
| | RUBIK | RUBIK BLUE/12,3X12,3 | 36719 | R-9 | C1 | - | > 0,42 | PEI3 | 140 |
| | RUBIK | RUBIK ANTHRACITE/12,3X12,3 | 36714 | R-9 | C1 | - | > 0,42 | PEI3 | 140 |
| S | SENSA | SENSA WHITE SP/90X90/C/R | 32900 | R-10 | C2 | +36 | > 0,42 | PEI4 | 34 |
| | SENSA | SENSA SILVER SP/90X90/C/R | 32905 | R-10 | C2 | +36 | > 0,42 | PEI4 | 34 |
| | SENSA | SENSA SAND SP/90X90/C/R | 32903 | R-10 | C2 | +36 | > 0,42 | PEI4 | 34 |
| | SENSA | SENSA GREY SP/90X90/C/R | 32904 | R-10 | C2 | +36 | > 0,42 | PEI3 | 34 |
| | SENSA | SENSA GREEN SP/90X90/C/R | 32901 | R-10 | C2 | +36 | > 0,42 | PEI3 | 34 |
| | SENSA | SENSA BLUE SP/90X90/C/R | 32902 | R-10 | C2 | +36 | > 0,42 | PEI3 | 34 |
| | SIROCCO | SIROCCO GREEN PETALS/22,3/9 | 36157 | R-10 | C2 | +36 | > 0,42 | PEI3 | 74 |
| | SIROCCO | SIROCCO GREEN GARDEN/22,3/9 | 36156 | R-10 | C2 | +36 | > 0,42 | PEI3 | 74 |

| COLLECTION COLECCIÓN | ITEM · ARTÍCULO | REF. REF. | DIN-5130 (R9-RI2) | UNE 41901 EX (CLASS 1-3) | BS 7976-2 (NET) | ANSI A 137.1 (DCOF) | ISO-10545-7 (PEI) | PAGE PÁG. | |
|----------------------|-----------------|-------------------------------|-------------------|--------------------------|-----------------|---------------------|-------------------|-------------|-----|
| | SIROCCO | SIROCCO GREEN FLOWER/22,3/9 | 36155 | R-10 | C2 | +36 | > 0,42 | PEI3 | 74 |
| | SIROCCO | SIROCCO BLUE ORNATE/22,3/9 | 36158 | R-10 | C2 | +36 | > 0,42 | PEI3 | 74 |
| | SIROCCO | SIROCCO BLUE GARDEN/22,3/9 | 36158 | R-10 | C2 | +36 | > 0,42 | PEI3 | 74 |
| | SIROCCO | SIROCCO BLUE DHALIA/22,3/9 | 36157 | R-10 | C2 | +36 | > 0,42 | PEI3 | 74 |
| | SIROCCO | SIROCCO BLUE CROSS/22,3/9 | 36154 | R-10 | C2 | +36 | > 0,42 | PEI3 | 74 |
| | SIROCCO | SIROCCO BLOOM/22,3/9 | 36156 | R-10 | C2 | +36 | > 0,42 | PEI3 | 74 |
| | SUNSET | SUNSET WHITE/6X25/8 | 37339 | - | - | - | - | - | 124 |
| | SUNSET | SUNSET SAND/6X25/8 | 37338 | - | - | - | - | - | 124 |
| | SUNSET | SUNSET SAGE/6X25/8 | 37337 | - | - | - | - | - | 124 |
| | SUNSET | SUNSET PETROL/6X25/8 | 37336 | - | - | - | - | - | 124 |
| | SUNSET | SUNSET MUSTARD/6X25/8 | 37335 | - | - | - | - | - | 124 |
| | SUNSET | SUNSET GREEN/6X25/8 | 37334 | - | - | - | - | - | 124 |
| T | TANGER | TANGER SILVER RHOMB/12,3X12,3 | 31083 | R-9 | C1 | - | > 0,42 | PEI4 | 116 |
| | TANGER | TANGER SAND LILY/12,3X12,3 | 31081 | R-9 | C1 | - | > 0,42 | PEI4 | 116 |
| | TANGER | TANGER SAND FLOWER/12,3X12,3 | 31084 | R-9 | C1 | - | > 0,42 | PEI4 | 116 |
| | TANGER | TANGER SAND CROSS/12,3X12,3 | 31080 | R-9 | C1 | - | > 0,42 | PEI4 | 116 |
| | TANGER | TANGER SAND BLOOM/12,3X12,3 | 31082 | R-9 | C1 | - | > 0,42 | PEI4 | 116 |
| | TANGER | TANGER PLAIN/12,3X12,3 | 31087 | R-9 | C1 | - | > 0,42 | PEI4 | 116 |
| | TANGER | TANGER BLUE PETALS/12,3X12,3 | 31079 | R-9 | C1 | - | > 0,42 | PEI4 | 116 |
| | TANGER | TANGER BLUE GARDEN/12,3X12,3 | 31086 | R-9 | C1 | - | > 0,42 | PEI4 | 116 |
| | TANGER | TANGER BLUE DHALIA/ | | | | | | | |

Cleaning

Limpieza

INSTANT REMOVAL OF FRESH GROUT RESIDUES

Once tiles have been grouted and given an initial clean with a moist sponge, it is possible to leave the surface absolutely spotless, with no grout haze.

By using INSTANT REMOVER (for cement-based grout) or EPOXY PRO (for epoxy grout) by FILA, pristine surfaces that comply with the UNE 138002 standard can be achieved, the same day that they are grouted.

Both INSTANT solutions are fast and foam-free, they don't need rinsing, and they don't discolour the joints.

They are very simple to use. Once the tiles have been grouted and given an initial clean with a moist sponge, spray INSTANT REMOVER (or EXPOXY PRO in the case of epoxy joints) onto the tiled surface and leave it to act for 1 to 2 minutes. Then wipe the surface with a moist sponge or soft cloth.

CLEANING NEWLY-LAID TILED SURFACES

After walls or floors have been tiled, it is important to give the surface a thorough clean to remove grout residues and building dirt. A slightly acidic product, such as FILA DETERDEK, should be used which does not release toxic fumes, harm users, or damage the tiles or tile joints. In the case of tiles laid with an epoxy or resinous grout, the surface should be cleaned with a detergent specially for epoxy materials, such as FILA CR10.

EVERYDAY CARE

Ordinary Cleaning:
To clean the floor well, use a neutral detergent with a strong cleaning power, like FILA CLEANER, which is able to remove layers of organic dirt without leaving a cloudy film.

Extraordinary Cleaning:
To remove strongly incrustated layers of organic dirt, FILA PS87 cleaner should be used to give the surface a thorough clean.

Dilute one part of the product in up to 10 parts of water, depending on how dirty the surface is, and leave it to act for 5 minutes. Then rub the patches of dirt with a brush, remove any dirt residues (preferably with a vacuum cleaner for liquids), and rinse the surface with plenty of water.

There are many other types of incrustated dirt. The following table shows the right product by FILA for each kind of dirt:

| TYPE OF INCRUSTED DIRT | PRODUCT BY FILA |
|---|-----------------|
| Light organic everyday dirt | CLEANER |
| Heavy organic dirt | |
| Fat, grease, oil, soft drinks, food and sauce | |
| Rubber, tyres | PS87 |
| Ink, marker pen, plastic paint | |
| Detergent, soap or wax remains | |
| Epoxy grout residues | CR10 |
| Cementitious grout residues, saltpeter | |
| Limescale | DETERDEK-PHZERO |
| Metal scratches | |
| Rust | DETERDEK-NORUST |
| Graffiti | |
| Acrylic, alkyd & nitrosynthetic spray paint | NOPAINT STAR |
| Green plant stains, algae, moss, lichen | ALGACID |
| Outdoor black mould | |
| Silicon & glue residues | |
| Foam & polyurethane residues | ZERO SIL |
| Marks made by adhesive tape or suction cups | |
| Candlewax, tree resin | |
| Dirty tile joints | FUGANET |

LIMPIEZA INSTANTANEA DE RESIDUOS FRESCOS DE COLOCACIÓN

Una vez rejuntado y justo después de la primera limpieza con esponja húmeda, es posible dejar el material ya completamente limpio, evitando el posterior "empañado".

Los productos de la marca FILA INSTANT REMOVER (para junta cementosa) y EPOXY PRO (para junta epoxi) permiten una colocación completa, impecable y conforme a la normativa UNE 138002 en el mismo día del rejuntado.

Las soluciones INSTANT son rápidas, no crean espuma, no necesitan aclarado y no decoloran las juntas.

El procedimiento a seguir es sencillo, una vez rejuntado el material y realizable la primera limpieza con esponja húmeda, se pulveriza INSTANT REMOVER (EXPOXI PRO en junta epoxi) sobre la superficie cerámica, y se deja actuar durante 1- 2 minutos. Después de este tiempo, se pasa una esponja humedecida o paño suave.

LIMPIEZA DE FINAL DE OBRA

Después de la colocación es fundamental realizar una buena limpieza con el fin de eliminar residuos de junta y en general suciedad de la obra. Para esta operación recomendamos el empleo de un detergente de acción ligeramente ácida que no despiden humos tóxicos y respete las juntas, el material y el usuario, como FILA DETERDEK. En el caso de material colocado con junta epoxi o en base resina, se aconseja realizar la limpieza final de obra con un limpiador específico de residuos epoxi, como FILA CR10.

LIMPIEZA DE MANTENIMIENTO

Limpieza Ordinaria:
Para un buen mantenimiento del pavimento se aconseja el empleo de un detergente neutro y con alto poder limpiador como FILA CLEANER que no deja residuos ni empañados, por lo que elimina las capas de suciedad orgánica.

Limpieza Extraordinaria:
Para eliminar capas de suciedad orgánica intensa y acumulada en el tiempo, se recomienda realizar una limpieza profunda con detergente FILA PS87.

El procedimiento consiste en diluir una parte del producto en hasta 10 partes de agua, según el nivel de suciedad, y dejar actuar unos 5 minutos, frotar con cepillo, recoger residuos (ideal con un aspirador de líquidos), y aclarar con abundante agua. Existen otros muchos tipos de suciedad incrustada, en el siguiente esquema, se especifican los diferentes productos FILA recomendados, en función del tipo de suciedad a tratar.

| TIPO DE SUCIEDAD INCRUSTADA | SOLUCIÓN FILA |
|---|-----------------|
| Suciedad orgánica ligera (diaria) | CLEANER |
| Suciedad orgánica intensa | |
| Grasa, aceite, refrescos, comidas y salsas | |
| Goma, neumáticos | PS87 |
| Tintes, rotulador, pintura plástica | |
| Residuos de detergentes, jabones, y ceras | |
| Residuos junta epoxi | CR10 |
| Residuos junta cementosa, salitre | |
| Residuos calcáreos | DETERDEK-PHZERO |
| Rayas de metales | |
| Óxidos | DETERDEK-NORUST |
| Pintadas de grafitis | |
| Spay acrílicos, alquídicos, y nitrosintéticos | NOPAINT STAR |
| Verdín, algas, musgos, líquenes | ALGACID |
| Ennegrecidos exteriores | |
| Residuos de silicona y pegamentos | |
| Residuos espuma y poliuretano | ZERO SIL |
| Residuos cinta adhesiva, cercos de ventosas | |
| Cera de vela, resina de árboles | |
| Suciedad en la junta | FUGANET |



HARMONY

Once ceramic tiles reach the end of their useful life, they are inert waste. For their proper management, they should be given to an authorized waste management body for recycling purposes.

All colours and hues appearing in this catalogue should be considered approximate, only in view of the printing processes involved. The rights of all contents (texts, photographs, drawings, designs, etc.) of this catalogue remain the property of PERONDA GROUP, S.A. (or, failing that, they have the corresponding permissions and authorizations of the owners). No part of this publication may be reproduced, stored in a retrieval system, or transmitted in any form or by any means, electronic, mechanical, photocopying, recording or otherwise, without the prior written permission of the copyright holders.

Paper made from fibers from responsibly managed forest and certified with the **European eco-label**.



The paper used to produce this catalog comes from responsibly managed forests and other controlled sources for greater environmental protection.



© PERONDA GROUP 2023
Av. Manuel Escobedo, 26.
12200 Onda (Castellón) España

harmonyinspire.com

Las baldosas cerámicas una vez que llegan al final de su vida útil son un residuo inerte, que para su correcta gestión debe ser entregado a un gestor autorizado de residuos, favoreciendo su reciclado.

Debido a los procesos de impresión, los colores que aparecen en este catálogo deben considerarse aproximados, y no exactos. Los derechos de todos los contenidos (textos, fotografías, dibujos, diseños etc) del presente catálogo son propiedad de PERONDA GROUP, S.A. (o en su defecto, cuentan con los correspondientes permisos y autorizaciones de sus titulares). No está permitida la reproducción total o parcial de esta publicación, ni su tratamiento informático, ni la transmisión de ninguna forma o por cualquier medio, ya sea electrónico, mecánico, por fotocopia, por registro u otros medios, sin el permiso previo y por escrito de los titulares del copyright.

Papel fabricado con fibras provenientes de bosques gestionados de forma responsable y certificado con la **Etiqueta Ecológica Europea**.

El papel utilizado para producir este catálogo proviene de bosques gestionados de forma responsable y de otras fuentes controladas que garantizan la protección del medio ambiente.

We create stunning new living spaces to envelop people in their amazing beauty and moments. We give free rein to designers and architects so that they can channel their creativity into eye-catching innovate, surprising and exclusive collections. HARMONY is design, it's avant-garde, it's an author. It's the creative vision of Peronda Group, a business founded in 1827, specializing in bona fide quality products.

Creamos espacios nuevos para llenarlos de vida y de momentos, apostando por el diseño y las tendencias. Trabajamos de la mano de diseñadores, arquitectos e interioristas que aportan su visión y la transforman en productos innovadores, sorprendentes y exclusivos. HARMONY es diseño, es vanguardia, es autor. Es el concepto creativo de Peronda Group, empresa familiar que nació en 1827 con el objetivo de ofrecer producto genuino y auténtico.

[harmonyinspire.com](https://www.harmonyinspire.com)